

*The New*

# Garrett Metal Detectors



**Totally new concepts in treasure hunting...**



*Can't decide which brand of detector? Read...*

# The Garrett Story



**C**hoosing the *right* manufacturer is the most important treasure hunting decision you can make.

Yet, no one can blame you for being confused by various manufacturers' claims that their detector is the best. *High tech performance... Computerized Circuitry... Goes Deeper... More Sensitive...* and on and on and on.

While others may offer an abundance of claims, we offer **proof** of the quality of our products and of the success that tens of thousands of our customers have enjoyed.

When you select the best detector for your needs, I wish you more than your share of success. Good hunting, and...

*I'll see you in the field!*

*Charles Garrett*

## Metal Detectors... You Can Trust

In the early 1960s Charles Garrett personally designed, built and used Garrett detectors. "Those rugged BFOs were instruments you could trust," he often says. In fact, many of them are still finding treasure!



*A rewarding silver dollar cache from metal detecting's early days.*

In the late 1960s and early 1970s the **Garrett BFO Hunter** became the undisputed leader in all purpose metal detection equipment just as today the Grand Master Hunter CXII and—most recently—the Ultra GTA 1000 are acclaimed worldwide for their universal ability to *do it all* and *do it well!*

## Worldwide Field Testing

From personal experience Charles Garrett realized that no one wants to buy a product that has not been proven field worthy. He knew that quality products had to be field tested to perfection. For this reason no Garrett detectors are produced and sold until Mr. Garrett approves them.



*At Glamis Castle in Scotland Countess Mary Strathmore learns about a Garrett detector from Charles Garrett.*

During the Company's first few years he often tested detectors in areas of the United States where mineral conditions made metal detecting difficult, if not impossible. You see, Mr. Garrett was continuing his lifelong quest for treasure by searching locations where he could seek such treasures while proving out new detector models.

In addition, Garrett Electronics today maintains an international test team whose reports are carefully analyzed at Company headquarters along with comments from dealers, distributors and customers who offer product suggestions.

## Learn from Professionals

Most early day detector-users hunted for coins. Occasionally they searched the beach or a battlefield site. A few were professionals who sought out "Farmer Jones" and outlaw caches. Because Charles Garrett recognized the vast amount of undiscovered wealth, he began writing "self help" articles for various treasure hunting publications.

In addition to basic "how to" detector operating instructions he began to explain technical operation of detectors and techniques for finding gold and deep caches. Reader response prompted him to begin publishing books through Ram Publishing Co., the first of which were *Treasure Hunting Secrets* and *Successful Coin Hunting* in 1974. Popularity of these books with their illustrations of treasure hunters with their new found wealth caused a clamor for metal detectors.

Garrett and Ram have become the educators of the industry. Through their efforts, treasure hunters the world over are as comfortable when gold hunting as when searching for coins in a nearby park. Because of this effort by Garrett, untold wealth has been added to the pouches of successful treasure hunters.



*Radio newsman interviews Charles Garrett on a Sydney, Australia, beach during a 1970's tour when he demonstrated gold hunting detectors across the continent.*





Today's high tech instruments are possible only because of the advanced technology of Garrett engineers and modern manufacturing methods.

### Engineering... Garrett's Backbone

Yesterday's outdated manufacturing equipment cannot produce the quality equipment now being manufactured by Garrett. The Company's Engineering Department claims dozens of patents, including #4,409,213—the first patent covering the use of metal detector microprocessor circuit technology.

Design and production of maximum-performance detectors is possible only because of advanced technology and robotized surface mount printed circuit board (PCB) technology. Electronic components are subjected to less handling and soldering heat, which improves field reliability.



A printed circuit board (PCB) that utilizes modern surface-mount technology is but one example of Garrett's advanced manufacturing methods.

Garrett, the pioneer in these metal detector manufacturing methods, encourages all other detector-makers to join in using them.

Proof that Garrett detectors are as modern as they perform is seen in the Grand Master Hunter and Ultra GTA housing designs. They are not your "same old tin box!"

Modern lightweight functional housing designs demonstrate how much Garrett cares about its customers. No cost or effort has been spared in this constant striving to pro-

vide detector designs that are not only totally functional, but lightweight, perfectly balanced and beautiful as well. The slip-off battery pack of the new GTA design is but a single example of this effort.

### Protecting... Kings and Presidents

Since 1984 Garrett has been one of the leading manufacturers of law enforcement and security equipment. Garrett walk-through and hand-held metal detectors have been used at thousands of events and sites, including the Olympic Games at both Los Angeles and Seoul.



Quality is built into every Garrett detector...whether it be for hobby or security use.

Hobbyists are assured that their Garrett instruments feature the same quality and that they perform to the same high standards as those detectors that have protected the President of the United States and the royalty of foreign nations.

### Test A Garrett...

And, you'll know that you have quality in your hands. Most Garrett equipment is protected by a two-year warranty. More important, however, is the Garrett reputation that exists for all its products. It is *the Garrett name* that insures that customers will receive the benefits of almost three decades of progress in the development of metal detectors.

Pick up any Garrett detector. Examine it carefully, turn it on and scan it across the ground. Feel its perfect balance in your hands. You will recognize *quality* as you appreciate the care that has gone into the design and manufacture of every fine Garrett product.

**Garrett...metal detectors you can trust!**



These gold rings found by one hobbyist in a summer of beach hunting symbolize the millions of dollars in treasure discovered by Garrett detectors.

### Contents

Why Buy Garrett? .....	2
Grand Master Hunter CX II . . .	4
Ultra GTA 1000 .....	6
Master Hunter CX .....	8
Ultra GTA 500 .....	9
Freedom Two .....	10
Freedom Ace .....	11
Sea Hunter XL500 Pulse . . .	12
The Beach Hunter AT4 . . . .	13
Scorpion Gold Hunter . . . .	14
Master Hunter 7X .....	16
Pocket Probe .....	16
Searchcoils .....	17
Accessories .....	18
High Tech Treasure Hunting .	19
Feature Comparison Chart . .	27
What Detector to Use .....	28

### Let These Symbols Lead You to Treasure



General  
TH-ing



Coin  
Hunting



Beach/Surf  
Hunting



Cache  
Hunting



Gold  
Hunting



Underwater  
Hunting



Relic  
Hunting



Ghost  
Towning



The Grand

# Master Hunter CX II

Designed, Computerized, Programmed for TH-ing

## The Master Hunter Legend

Named the *Master Hunter* 15 years ago, this series of Garrett instruments has remained the undefeated master of metal detectors. The first model, named simply Master Hunter ADS, featured an all purpose Automatic Detection System. It developed more searchcoil power than any other instrument, giving it detection depth performance unexcelled to this day. This ADS detector was continually improved, and numbers were added to its name.

Ten years ago Garrett engineers began adapting microprocessor technology to the Master Hunter series. This long-term work resulted in the first U.S. patent (#4,709,213) to be granted in the field of metal detectors. Four years ago Garrett's first commercial microprocessor detector, appropriately named the *Grand Master Hunter*, was produced and quickly gained recognition worldwide as the pinnacle of perfection in metal detector design and performance.

Today, the Grand Master Hunter CX II is the latest model in Garrett's continual improvement of this series. With its absolute field-worthiness, its unbeatable detection depth and its totally unequalled computerized ease of operation this detector has even further established itself as the universal leader in metal detection instruments.



## Guaranteed Easy One-Touchpad Operation

If you can press the ON touchpad, you can operate the Grand Master Hunter CX II. Even a child can do it.

The always-ready microprocessor checks its circuitry. The memory

chip remembers all factory preset conditions and any audio, tuning and other personal requirements. The microprocessor even remembers which mode you were using when you last turned off the detector. (No competitive detectors have this capability.) Within seconds an audio tone signals you to begin hunting. *Can anything be easier?*

## Ground Track™ and Fast Track™ Ground Balancing

When you begin hunting in Garrett's All Metal mode whose detection depth has *never been beaten*, the Ground Track circuitry will automatically cancel ground minerals within two minutes and continually maintain ground balance. If you require faster ground balance, press and hold the All Metal touchpad to activate Fast Track. Within five seconds ground balance will be achieved, and a speaker tone will signal you to release the touchpad.

**Perfection Achieved in the Grand Master Hunter CX II!**

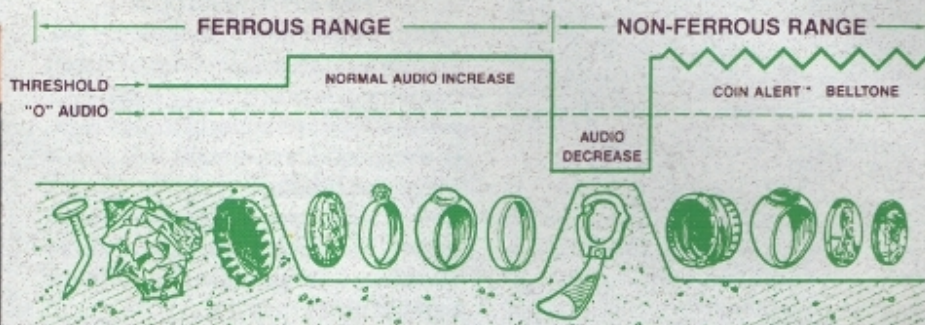
## Multi-Range Ferrous/Non-Ferrous Discrimination

This dual system of discrimination is available only from Garrett.



Simply set the two discrimination knobs to the preset points and the CX II accepts treasure in both the ferrous and non-ferrous ranges while rejecting trash targets!

As the drawing clearly illustrates, you REJECT iron, foil and lower range trash, including bottlecaps.



ACCEPT nickels and lower range silver, gold and platinum rings.

REJECT aluminum pulltabs.

ACCEPT upper scale rings, coins and high conductivity jewelry and treasure. Garrett's famed Coin Alert™ belltone, the *sound of money*, alerts you to the presence of these upper scale treasures.

Only one of the limitless Accept/Reject possibilities is illustrated by the drawing. This highly adaptable feature, plus super discrimination depth, lets you "clean out" parks, campgrounds and ghost towns with fast, accurate hunting.



**The Professional...  
Unsurpassed for All  
Types of Treasure  
Hunting and  
Electronic  
Prospecting**

**One Touchpad Operation...**  
Simply press ON and begin treasure hunting...even a child can do it

**Deepseeking All Metal Mode...**  
Detects all metal to maximum depth...activates computerized Fast Track and Ground Track automatic ground balancing

## Specifications

- 3 lbs, 14 ozs
- Six C-cell batteries
- Patented microprocessor computer operation, based on U.S. Patent #4,709,213
- Microprocessor touchpad controls
- All Metal/Disc Modes
- Fast Track & Ground Track automatic/continuous ground balance
- Multi-range discrimination... Ferrous/non-ferrous target ID
- Audio/visual target ID
- Coin depth reading
- Electronic pinpointing



Search ultra-deep with Crossfire coils or Bloodhound accessory



**ID Meter...**  
Accurate conductivity identification in All Metal and Disc modes. Reports depth and battery condition

**Discriminate Mode...**  
activates factory-calibrated controls for precise selection of desired targets

**Locate Targets Precisely...**  
with this touchpad which also gives accurate coin depth measurement

**Tireless Searching...**  
for long hours is made possible by comfort-engineered handle and light weight

**Detection Depth...**  
permits maximum depth for all operating conditions

**Threshold/Audio Choices...**  
let you choose silent or threshold level, select your pitch and target audio from Belltone, Standard or Bi-Level

**Battery Box...**  
behind sliding door



## Guaranteed Easy One-Touchpad Operation

If you can press the ON touchpad, you can operate the Grand Master Hunter CX II. Even a child can do it.

1. Simply press ON...begin scanning. Audio/visual discrimination instantly identifies targets.
2. Press PINPOINT...locate targets precisely and read accurate coin depth.
3. To search deeply for gold, relics and caches...press ALL METAL. Fast Track automatically balances ground minerals.

**The Grand Master  
Hunter CX II**  
with 8 1/2-inch Crossfire searchcoil,  
Model 1187100  
**\$799.95**

**The Grand Master  
Hunter CX II**  
with 8 1/2-inch and 12 1/2-inch  
Crossfire searchcoils, Model  
1187500  
**\$899.95**





Garrett Introduces

# Ultra GTA 1000 Graphic Target Analyzer™

Just press the POWER touchpad...

The GTA is so easy to use that anyone...small child to senior citizen...can immediately find treasure.

## 3 easy steps to success...

### 1 — Press POWER...

No dials to turn, no controls to adjust, no codes or programming. Revolutionary graphic information center reports that you're hunting in a *Coins* mode with Standard audio. Discrimination notches clearly indicate that lower scale trash and pulltabs will not be detected.



### 2 — Find Treasure...

Scan for nickels and all other coins and jewelry with high conductivity. A detection cursor appears on the upper scale when an audio signal reports that you have found treasure. Observe the Coin ID Scale to learn that, in this case, you have discovered a quarter.



### 3 — Dig It Up...

Press and hold the PINPOINT touchpad as you search. Segments on the upper scale will move from right to left until your quarter is directly beneath the searchcoil's center. Read coin depth on the lower scale...exactly four inches. Can anything be simpler?



*Exactly why is the new GTA 1000 a better and easier way to find treasure?*

- Microprocessor power and performance available automatically... just press POWER touchpad and hunt.
- LCD Information Center continuously displays all control and discrimination settings.
- 24 Accept/Reject discrimination notches let you instantly distinguish treasure from trash.
- Adjust discrimination and detector functions easily.
- No confusion, no numbers or complicated procedures to memorize.
- Detection cursors appear instantly when a target is discovered.
- Press PINPOINT touchpad for graphic display of precise pinpointing and coin depth readings.




## Specifications

- 3 lbs, 4 ozs (stem-mount)
- 2 lbs, 10 ozs (hip-mount)
- 8 AA batteries
- Patented microprocessor computer operation, based on U.S. Patent #4,709,213
- 24 accept/reject discrimination notches
- 3 factory-set, 3 user-set discrimination modes
- 3 audio ID choices
- Coin depth measuring
- Electronic pinpointing
- Audio boost
- Surface elimination


## The GTA 1000 Gives You Unlimited Treasure Hunting Capabilities with Six Operating Modes

### Factory-Set Modes


*These 3 modes can be easily modified by resetting Accept/Reject discrimination notches...*



*Coins mode eliminates detection of most iron, lower conductivity trash/pulltabs.*



*Beach mode eliminates detection of salt water, most lower conductivity trash.*



*All Metal mode gives deepest detection depth (sensitivity) and detects all targets.*



## Coin and Treasure Hunting Cannot be Easier or More Exciting

Find coins, money caches, larger gold nuggets and other treasures...and find them DEEP!



**Coin ID Guide...**  
reveals identity of coins  
and other targets

**Upper Graphic Scale...**  
detection cursor appears here  
and audio signal is given when  
treasure is detected

**Lower Graphic Scale...**  
contains 24 accept/reject notches for  
precise discrimination control

**Coin Depth Scale...**  
gives accurate coin depth

**Graphic Target Analyzer...**  
presents the most unique control  
data and target information  
display of any metal detector

**Data Display...**  
shows operating modes and  
all other functions...press select  
to scroll through data, select  
modes and adjust functions

**Press This Touchpad...**  
and begin hunting with all modes  
and functions already set

**Dual-Mode Capability...**  
is possible with **LAST MODE**  
touchpad...just press to switch  
between any two modes

### Recalibration


All circuits and functions are  
automatically returned to factory-set  
values when **POWER** is pressed  
and held 10 seconds

Microprocessor Power plus 2D  
elliptical coil performance gives...


**Super Depth**  
and precision scanning  
and pinpointing

### User-Set Modes


Hundreds of Accept/Reject discrimi-  
nation arrangements are possible.  
Here are three examples...



User can arrange discrimination notches  
to **REJECT** all targets except one type.



User can arrange discrimination notches  
to **ACCEPT** all targets except one type.



User can set notches to detect only coins  
and items of similar conductivity.


### Long Battery Life

Typically 50 hours-plus with  
heavy duty alkalines



Convertible stem/hip mount is  
possible with removable battery  
pack connected by coiled cable

### 2D Elliptical Coils



Elliptical Crossfire searchcoils  
pierce deeply through tough  
minerals and trash

**Ultra GTA 1000**  
with 5x10-inch elliptical  
searchcoil,  
Model 1150200

**\$599.95**



The Universal

# Master Hunter CX

All Capabilities Controlled by a Console Keyboard

## One Touchpad Operation...

lets you just press the ON touchpad and begin hunting...with no interference from ground minerals

## Accurate Target ID...

with meter that identifies coins and tells whether targets are in iron, gold or silver range

## Pinpointing/Coin Depth...

with this touchpad to assist in recovery of all targets

## Tireless Searching...

for long hours is made possible by comfort-engineered handle and light weight

## New Battery Box...

makes changing batteries a snap

**Full Field Performance Guaranteed**

## All Metal Mode/Fast Track...

activate by this touchpad...within five seconds Fast Track will ground balance detector precisely

## Dual Discrimination...

is yours with these controls...see Page 4 for complete details



Scan ultra deep with Bloodhound accessory.

## Specifications

- 3 lbs, 14 ozs
- Six C-cell batteries
- Patented microprocessor computer operation, based on U.S. Patent #4,709,213
- Microprocessor touchpad controls
- All Metal/Disc Modes
- Fast Track 5-second automatic ground balancing
- Multi-range discrimination... Ferrous/non-ferrous target ID
- Audio/visual target ID
- Coin depth reading
- Electronic pinpointing

If you desire the simplicity, accuracy and high tech performance of Garrett's top-of-the-line Grand Master Hunter CX II, but don't need all its features, place *your* trust in the Master Hunter CX.

We guarantee that detection depth, ferrous/non-ferrous discrimination and All Metal operation are equal to that of the CX II.

All essential controls are mounted on a console keyboard to provide convenient instantaneous touchpad control over every function of this dependable field-worthy detector.

Study the specifications on this page, check the charts on Pages 27 and 28 and then turn to Pages 4 and 5 for further detail. You'll see how Garrett's exclusive Multi-Range Discrimination will put more wealth in your treasure pouch!



**The Master Hunter CX**  
with 8 1/2-inch Crossfire searchcoil,  
Model 1199100

**\$599.95**





For the beginner or the experienced

# Ultra GTA 500 Graphic Target Analyzer™

Just press the **POWER** touchpad...



**Coin ID Guide...**  
reveals identity of coins  
and other targets

**Upper Graphic Scale...**  
detection cursor appears here  
and audio signal is given when  
treasure is detected

**Lower Graphic Scale...**  
contains 24 accept/reject notches for  
precise discrimination control

**Coin Depth Scale...**  
gives accurate coin depth

**Data Display...**  
operating functions and  
battery life are displayed

**Dual-Mode Capability...**  
is possible with **LAST MODE**  
touchpad... just press to switch  
between the two modes

**Graphic Target Analyzer...**  
presents the most unique control  
data and target information  
display of any metal detector

**Press This Touchpad...**  
and begin hunting in either mode  
with other functions already set

Years ago, when Garrett engineers began developing the GTA concept, no one predicted the overnight success that the first GTA detector would enjoy. Within only a few months, the Ultra GTA 1000 "took the world by storm." Even our competitors paid us compliments...one said "Garrett has leapfrogged the industry; they're two or three jumps ahead of us."

And now, Garrett builds upon a new *GTA Legend!*

The GTA 500 offers every basic feature of the GTA 1000 and far exceeds capabilities of other manufacturers' models being sold at prices up to \$600 and higher. Detector dealers everywhere have welcomed the new GTA 500, calling it "exactly the detector many beginning and experienced treasure hunters have wanted and needed."

Learn for yourself what the GTA excitement is all about! Read Pages 6 and 7 of this *Buyer's Guide*. Study the charts on Page 27 and the Back Cover. It will be obvious the GTA concept is the most advanced in the world. You'll understand why treasure hunters everywhere are calling it... "the *high tech* metal detector that I've been waiting for!"



**Garrett Ultra GTA 500**  
with 8 1/2-inch Crossfire searchcoil,  
Model 1151100

**\$479.95**

## Specifications

- 3 lbs, 4 ozs (stem-mount)
- 2 lbs, 10 ozs (hip-mount)
- 8 AA batteries
- Patented microprocessor computer operation, based on U.S. Patent #4,709,213
- 24 accept/reject discrimination notches
- 2 factory-set/user-set discrimination modes
- Coin depth measuring
- Electronic pinpointing



Dual discrimination...deep detection...popular year after year

# Freedom Two Plus

Double-check all targets with independent modes



**Instant Adjustment...**  
with initial set points (>)

**Dual Independent Modes...**  
with separate circuits let you  
"fine-tune" to any trash  
or mineral conditions

## Trigger-Grip Action

Mode 2: Double-check targets at any disc level;  
Mode 1: Normal scanning at any disc level;  
Press for "Zero-motion" electronic pinpointing.



**Depth Adjustment...**  
permits maximum sensitivity for all  
ground mineral and trash target  
conditions

**Silent or Threshold...**  
sound or any level in between

**Pistol Grip Trigger...**  
lets you instantly switch between  
modes or pinpoint

In the parks and ghost towns...on the beach and even in the gold fields Garrett's Freedom Two Plus can be found discovering treasures for its owner. This field-worthy instrument has truly located far more than its share of coins, rings, jewelry, relics...even gold nuggets. And, it continues to find treasure!

This detector which has proven its ability time and again is for coin and treasure hunters who require the detector capability of fine-tuning discrimination levels to achieve maximum success in any type of ground mineral or target conditions.

You'll scan deeply and automatically without being bothered by ground minerals or trash. You can find deep treasure wherever it's buried and then precisely pinpoint it electronically.

## Specifications

- 3 lbs, 5 ozs
- Three 9-volt batteries
- 2 independent discrimination modes...adjustable through pulltabs
- Electronic pinpointing
- Automatic ground balance
- Trigger control for mode selection/pinpointing
- Ideal for competition hunting
- Surface mount PC board

**Garrett Freedom Two Plus**  
with 8 1/2-inch Crossfire searchcoil,  
Model 1197100

**\$349.95**



Ask the treasure hunter who owns one!

# Freedom Ace Plus

*Simplicity...performance...treasure*



### Reliable Performance...

*has been proven by thousands of treasure hunters over the world*

### Initial Settings (>)...

*help you start detecting quickly*

### Super Depth Guaranteed...

*with Garrett's computer-designed circuitry*

### Full Range Discrimination...

*lets you avoid trash targets like those pesky pulltabs and bottlecaps*

### Quality, economy...

Deepseeking are the words that perfectly describe Garrett's superb new Freedom Ace Plus...now even better than before with computer-designed circuitry and computerized manufacturing techniques.

It's simply amazing how many of Garrett's CX II and GTA customers now use the Freedom Ace as their *second* detector!

"I started with the Ace, and I still love that little coin finder," writes a woman from Indiana.

"The Ace taught me about treasure hunting," exclaims a man from Alabama.

"How does Garrett produce so much detector for so little money?" asks a girl in North Carolina.

These customers and countless others, who have since bought more expensive Garrett instruments, all started their THing careers with the Ace, the best selling of all popular-priced detectors and still years ahead of all competition in its price range.

Simply turn this detector on and start searching. Automatic ground balance lets you ignore iron and ground minerals, and you can choose just the right discrimination to skip over such trash as bottlecaps and pulltabs.

### All Day Searching...

*with built-in pistol grip and arm rest leaves no muscle fatigue...scanning is just like pointing your finger*

## Specifications

- 3 lbs, 4 ozs
- Three 9-volt batteries
- Full range discrimination
- Automatic ground balance
- Surface mount PC board
- Depth/sensitivity control
- Automatic battery check

The full range of coin and treasure target audio signals will be faithfully reproduced over your Ace's loudspeaker or in your headphones.

**Garrett Freedom Ace Plus**  
with 8 1/2-inch Crossfire searchcoil,  
Model 1198100

**\$219.95**



With Pulse Power

# Sea Hunter XL500 Pulse

*the only effective circuitry for searching beneath salt water*



*"Professional divers take nothing for granted 30 fathoms deep. When I finish my location research, I turn on my Garrett Sea Hunter!"*

**Bob Marx**



**Unique Connector...**  
*accommodates headphone jack and lets you recharge batteries with ease*

**Calibrated Discrimination...**  
*rejects the full range of unwanted targets...listen only for treasure you seek*

**3 Depth Ranges...**  
*lets you select super-deep or normal searching modes...or shallow for extremely trashy areas*

**Treasure Tone Audio...**  
*offers 10-turn control for the most sensitive and accurate detecting*

For ten years professional and amateur divers have discovered fabulous underwater treasures with their Garrett Sea Hunter XL500 pulse induction underwater detector.

Countless thousands of hours of superior underwater performance have established an enviable reputation for the Sea Hunter.

Pulse induction is the only kind of circuitry that will totally ignore salt water and iron mineralization in salt water environments. You can concentrate on diving and searching...forget those erratic false signals. The Sea Hunter's adjustable discrimination rejects foil, bottlecaps, pulltabs, ballast stones and some iron pieces.

When a target is found, the Sea Hunter announces it with Garrett's famed "Treasure Tone" audio...especially developed for use with scuba gear.

The Sea Hunter excels equally as a beach hunting detector. Circuitry designed to zero in on targets 30 fathoms under the sea locates deep land treasures with ease.



**Optional Scubamate...**  
*lets you swim and search with ease, as slight negative buoyancy permits easy handling under water.*

## Specifications

- 6 lbs
- NiCad rechargeable batteries
- Pulse induction circuitry
- Submersible to 200 feet
- Full range discrimination
- Treasure Tone audio
- Hip-mount configuration

**Guaranteed 200 feet deep operation**

## Sea Hunter Accessories

Submersible Headphones	
Model 2202000	\$149.95
Scubamate Attachment,	
Model 1608400	\$ 79.95
13-inch searchcoil,	
Model 2214000	\$ 99.95
12v Auto Recharger (neg.gnd.),	
Model 1607900	\$ 34.95

## Sea Hunter XL500 Pulse

with 8-inch searchcoil, long and short stems, NiCad rechargeable batteries & 110v recharger, submersible headphones, carry bag, Model 1112900

**\$999.95**



All Terrain...All Weather

# The Beach Hunter AT4

Finds all treasures under any conditions



### All Day Searching...

is easy with weighted searchcoil for non-buoyant hunting in water, hip-mount configuration and pistol-grip handle

**Weather-Proof...**  
for hunting in shallow surf or under any conditions

The dependable Beach Hunter AT4 has proved it can find all kinds of treasure in any weather.

Five-year proved performance on land...and, in the water

### Super Depth...

is available with sensitivity control that lets you hunt as deeply as possible under all conditions

**Precise Discrimination...**  
can be dialed with Garrett's famed ferrous/non-ferrous controls which offer limitless accept/reject possibilities

### Electronic Pinpointing...

locates targets precisely when you press this button



Designed to discover coins and jewelry on the beach and in the surf, the Beach Hunter AT4 delights treasure hunters the world over with its "extra" ability to locate relics, search ghost towns...even, to find gold nuggets. Dependability and simplicity of operation are key reasons for the success of the AT4.

Automatic ground balance and multi-range discrimination enable the AT4 to outperform any other detector on ocean and lake beaches. Not only can it search deeper by ignoring iron and salt mineralization, but it also rejects most of the unwanted targets so irritating to beach hunters. With Garrett's famed ferrous/non-ferrous dual discrimination the AT4 accepts rings and coins, even while rejecting pulltabs.

Precise "zero-motion" pinpointing simplifies target location, and the



AT4 is equipped with headphones to announce even the whisper of all faint target sounds. Listen for Garrett's distinctive Coin Alert™ belltone as it sounds out *the sound of money*.

Hip-mounted for comfort, it's easy to handle in the dunes of an uneven beach or in choppy surf. A convenient pistol-grip stem makes scanning as easy as pointing your finger. The new AT4 is equipped with money-saving NiCad rechargeable batteries, but can also use regular batteries.

## Specifications

- 2 lbs, 6 ozs
- Three 9-volt NiCad rechargeable (or regular)
- Multi-range discrimination
- Automatic ground balance
- Electronic pinpointing
- Coin Alert™ belltone
- Hip mount configuration

### Waterproof Headphones

Model 2202600

\$119.95

### The Beach Hunter AT4

with 8 1/2-inch Crossfire searchcoil, NiCad rechargeable batteries & recharger, headphones, Model 1190400

**\$599.95**



The Garrett

# Scorpion Gold Stinger™

The Superstar of Gold Detectors Delivers the Gold

## 3-Mode Operation

From the moment you locate your first fractional-gram-size gold nugget you'll forever trust your 3-mode Scorpion Gold Stinger to do the job. Just flip a switch and select from three powerful detection modes.

In the All Metal mode punch deeper than ever before...through the toughest minerals...to locate gold nuggets, float and ore veins.

When you decide to go coin hunting or ghost toying, you'll marvel at the Motion Discriminate mode's ability even in trashy areas to isolate and properly identify targets. You'll discover that nearby target "masking" is virtually eliminated.

On salt water mineral-free beaches you'll marvel at the detector's super-deep performance.




## New 2D Searchcoils

Beginners and veteran gold hunters swear by Garrett's new powerful 2D wide-scan elliptical searchcoils, introduced by Garrett in the mid-70's. You'll benefit from their agility among rocks, their 100%-plus searchcoil scanning width and tremendous detection depth.

## Specifications

- 3 lbs, 6 ozs
- Three 9-volt batteries
- 15kHz computerized Groundhog circuit
- 3 modes...All Metal, TR Disc, Motion Disc
- 16-turn dual ground balance controls
- 10-turn audio control
- Auto/manual tuning
- Convertible...stem or hip mount

## You're Sure to Find and Recover More Gold with Gravity Trap® Gold Pans



Only the highly praised (and copied) Garrett gold pans offer the patented (#4,162,969) Gravity Trap® riffles to capture *all* your gold. You won't *lose* gold with the 90° riffles that insure your gold stays in the pan. Worldwide acclaim is proof of their efficiency.

The Garrett forest green color shows gold better than any other

color...even black. Garrett pans have won more panning championships than all other types combined. But, most importantly, the 90° riffles DO THE JOB.

*Professionals the world over declare that they can't THROW panned gold from their Gravity Trap pans!*



## Accept No Substitutes

Garrett's Gold Panning Kit includes everything you need to pan for gold.

Consider the Garrett reputation for quality and the Garrett *lifetime* warranty. The price may be higher, but always remember that with a Garrett Gravity Trap pan you'll be recovering the gold other prospectors upstream lose with their less capable equipment.

## Garrett Gold Panning Kit

- 14-inch Gravity Trap® pan, Model 1650000 \$ 7.95
- Piggyback 10 1/2-inch Gravity Trap pan, Model 1650100 \$ 6.95
- Combination classifier, Model 1650200 \$ 6.95
- Gold Guzzler suction bottle, Model 1650300 \$ 2.95
- Find An Ounce of Gold a Day*, Model 1543800 \$ 1.00

## Complete Kit

Model 1651300

**\$24.95**



## Enjoy All-Purpose Gold/Treasure Hunting Capability

For versatility and all-purpose use the Gold Stinger now features two discriminating circuits. Find coins, relics, caches...professionally!

## Field-Proven DEPTH

Garrett Quality hits its peak for rugged field-proven detection depth



### Factory Calibration...

provides discrimination circuits that reject unwanted targets and test "hot rocks" accurately

### Automatic or Manual...

tuning is readily available

### Precise 10-Turn Audio...

lets you dial just the right threshold that is so vital for peak gold hunting performance

### Instant Retune...

### All-Day Searching...

is easy with comfortable pistol-grip...or, enjoy the benefits of hip-mounting the control housing for absolute minimum weight

**Maximum Depth...**  
is available at all times

**Precision Ground Balance...**  
so important in gold hunting is yours with these 16-turn dual controls

### 3-Mode Operation...

- All Metal for deep prospecting;
- TR Discriminate for ore testing (hot rock ID) and deep coin and jewelry hunting in non-mineral areas;
- Motion Discriminate for versatility (hunting for coins and searching ghost towns) in mineral areas

## Garrett Scorpion Gold Stinger

with 5x10" 2D Elliptical Crossfire Searchcoil, Model 1194200

**\$549.95**

## Scorpion Gold Stinger™

Garrett's gold hunting trademark of supremacy



### Scorpion Searchcoils

Model 2219400	
5x10-in Elliptical	\$ 99.95
Model 2219300	
3x7-in Elliptical	\$ 79.95
Model 2218000 4 1/2-in	\$ 79.95
Model 2218100 8 1/2-in	\$ 99.95
Model 2218200 12 1/2-in	\$129.95





*This popular detector still does it all...*

# Master Hunter 7X

*Just better than ever before!*



### Master Control Switch...

- Select All Metal mode for deepest hunting;
- Motion Disc mode lets you reject junk;
- Electronic pinpointing locates targets precisely and determines accurate coin depth

### ID Meter...

identifies coins and targets by type of metal...gives depth...reports battery condition

**Garrett Master Hunter 7X**  
with 8 1/2-inch Crossfire searchcoil,  
Model 1195100

**\$529.95**

**Garrett Master Hunter 7X**  
with 8 1/2-inch and 12 1/2-inch  
Crossfire searchcoils, Model  
1195500

**\$619.95**

## Pocket Probe

*Find treasure that others overlook*



**D**on't leave coins or jewelry behind because your detector can't reach them! This new high tech instrument is the smallest of all detectors...yet, it has power to scan behind walls, inside boxes or anywhere else treasure is hiding. Metal is signaled by both a light and speaker sound.

### Specifications

- 8 ozs
- Single 9-volt battery
- Audio/light indicator
- Unbreakable ABS case
- Automatic tuning

### Pocket Probe

Model 1177000

**\$99.95**

### Pocket Probe Accessories

1600100 Ear Plug \$ 3.95  
1601100 Carry Case \$24.95

### Choose Your Sound...

with optional Coin Alert™ belltone and variable pitch

### Motion Disc Mode...

offers controls for optimum depth and factory calibrated discrimination to reject unwanted targets

### Precise Ground Balance...

is possible with 10-turn controls

### Manual/Auto Tuning...

### Exact Threshold...

can be achieved with 10-turn control

**N**ew computer-designed circuitry provides depth and accuracy never before possible. A generation of treasure hunters have relied on the name *Master Hunter* with Garrett's field-proven Automatic Detection System. Now, the *new Master Hunter 7X* offers even more performance features than ever before!

Familiar and proven ADS dual-mode treasure hunting now finds all kinds of targets even deeper through the miracles of computerized high technology in both design and manufacture.

Coins, beach treasures, caches, relics, gold nuggets...Garrett's *Master Hunter 7X* is a dependable detector for finding all kinds of treasure.

Hunt deeper in either an All Metal

or Motion Discriminate mode. Adjust ground balance precisely to find tiny gold nuggets or caches. Set factory-calibrated discrimination control to find coins under any kind of conditions. Amazingly accurate ID meter and electronic pinpointing simplify recovery no matter what your target or where it lies.

### Specifications

- 4 lbs, 14 ozs
- Six 9-volt batteries
- All Metal, Motion Disc modes
- Target ID meter
- Coin Depth reading
- Manual/Auto ground balance
- Electronic pinpointing
- Optional Coin Alert™ belltone
- Variable audio tone
- Surface mount PC board



# Crossfire Searchcoils

*Perfect for every treasure hunting need...*

**B**ecause they are the perfect complement, a Crossfire searchcoil is furnished with every Garrett detector. The successful treasure hunter further improves his abilities by purchasing additional Crossfire coils.

Stability of these new coils guarantees that even the faintest fringe signals will be picked up by your detector's circuitry...then translated accurately into audible and/or visible indicators. Scan width that is truly 100% lets you search large areas easier because you'll cover all the ground you sweep across.

Because all searchcoils encounter bumps and shocks as they seek out treasures, Crossfire models are designed to offer special resistance to rough treatment. Transmitter/receiver winding arrays "float" in a tri-point suspension that literally isolates them from shock and stress. Garrett searchcoils also feature total electronic shielding and thin-line construction.

Use Crossfire searchcoils in and near the water with confidence. All Garrett coils are fully submersible to the cable connector.

Depend on Crossfire searchcoils for super depth...maximum sensitivity...truly outstanding performance.



New from Garrett...

## Elliptical Searchcoils

**N**ew 2D elliptical searchcoils enhance the performance of any Garrett detector with lightweight, wide-scan searching. Especially designed to pierce deeply through the heaviest

minerals, "knife-edge" scanning can isolate treasures in heavy trash. Ellipticals offer the advantages of full 10 and 7-inch scanning widths.

### Crossfire Searchcoils

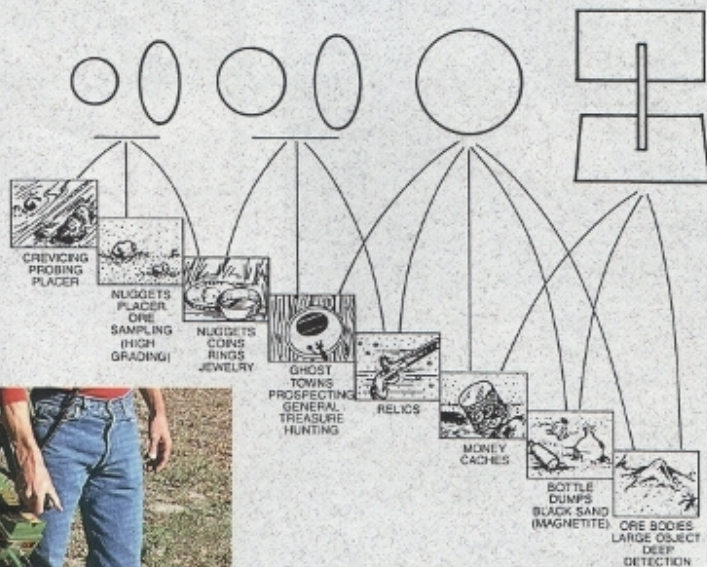
2217600 4 1/2-inch	\$ 79.95
2217700 8 1/2-inch	\$ 89.95
2217800 12 1/2-inch	\$129.95
2219100 3x7-in. ellip.	\$ 79.95
2219200 5x10-in. ellip.	\$ 99.95
1602200 Cover (8 1/2")	\$ 6.95

## Depth Multiplier

*Cache Hunter's Delight*

**A**ll over the world Garrett Depth Multiplier "Bloodhound" searchcoils are being used to find deep caches. Treasure hunters know they can depend on the Bloodhound to hunt two to four times deeper. The two-box attachment is designed to give additional depth to any of Garrett's Master Hunter detectors.

Just connect the Bloodhound, turn your detector on and start searching. There are absolutely no adjustments necessary... anyone can operate it. Ignores small trash to speed your searches in junky areas.



### Depth Multiplier

for use with Grand Master Hunter CX II, Master Hunter CX and Master Hunter 7X, Model 1607300

**\$269.95**



# A Complete Line Of Quality Garrett Accessories

*Garrett Offers You More...in every way! A complete line of accessories to satisfy all your needs is just another of the services that Garrett has provided the treasure hunting public for decades.*

No matter what your goals with a metal detector, Garrett can supply the necessary accessories to support these ambitions. Whether you just want to look for coins in a park or find jewelry at the beach...or whether you are more adventurous and seek caches in the back country or gold nuggets in a mountain stream, the accessories you need are available from Garrett.

Check the selections available on this page and on the double-page spreads on gold hunting and water hunting detectors. Visit your Garrett dealer, and watch the treasure magazines for special prices and combination "deals" on these accessories.



### Softcases

- 1608700 2-coil detectors \$29.95
- 1608900 1-coil detectors \$24.95



### Instruction Audio Tapes

- 1536700 GMH CX II
  - 1537800 Master Hunter CX
  - 1538300 GTA 1000
  - 1538100 Gold Stinger Scorpion
  - 1535800 Master Hunter 7X
  - 1536800 Beach Hunter AT4
  - 1535500 Sea Hunter XL500
  - 1537900 Freedom Two Plus
  - 1538000 Freedom Ace Plus
  - 1532000 Advanced Coin Recovery
  - 1535000 Searchcoils/Accessories
  - 1536200 How to Find Treasure  
by Charles Garrett
- Each Tape \$ 3.95

### Instruction Video Tapes

- 1671000 GMH CX II \$19.95
- 1671200 GTA 1000 \$19.95

### Batteries

- 1609500 9-volt (10) \$19.80
  - 1609400 AA (8) \$ 9.95
  - 1609900 C-cell (24) \$29.95
  - 1610300 GMH NiCads\* \$89.95
  - 1610700 GTA NiCads\* \$89.95
- (\*pack w/recharger)



### Armrests

- 1601800 CX II or CX \$24.95
- 1601600 7X \$21.95

### Headphones

- 1603000 Master Sound \$29.95

### Garrett Badges

- 1662100 Cap \$ 6.95
- 1661400 Patch \$ 5.95

### Deluxe Carrying Cases

- 1616200 CX II & CX \$79.95
- 1617000 GTA (Either) \$79.95

### Recovery Tools

- 1608800 Pouch \$ 7.95
- 1606100 Digger \$ 7.95
- 1605900 Probe \$ 7.95
- 1601000 Kit \$21.95





# High Tech Treasure Hunting



## Using A Detector

When any metal detector scans deep into soil, sand, rock or coral to find a coin, piece of jewelry, gold nugget or other precious object, it seems an amazing and magical instrument indeed. Yet, there is truly no "magic" to it. All metal detectors are simply electronic devices that detect the presence of metal, primarily through the transmission and reception of radio wave signals.

When a coin or piece of jewelry is made of metal—and, most of them usually are—a metal detector will signal the location of this treasure a reasonable distance beneath its searchcoil. What distinguishes *quality* instruments such as those manufactured by Garrett from devices of lesser quality are the methods by which each detector transmits signals and the sophistication with which the return signals are received and interpreted.

Garrett detectors have always been **superior** in design and construction, and they detect deeper. Now, amazing new instruments with computerized circuitry have truly introduced a new dimension to treasure hunting with a metal detector.

Discrimination has taken on a new meaning because transmission and reception of radio waves from computerized detectors cause unacceptable targets to be ignored or rejected in ways never before dreamed possible.

High tech electronic circuitry of these 21st-century detectors enables them to identify all targets more precisely, even while penetrating deeper into the soil. Thus, while helping the hobbyist to avoid unwanted targets, the new computerized detectors search even deeper than before. Not only does the very-high-gain circuitry of these instruments project a super-powerful electromagnetic field, it is designed to interpret all disturbances in this field with more precision.

Furthermore, Garrett detectors are the easiest of all to use...are field-reliable...and, operate virtually trouble-free.

## For Universal Use...

All Garrett detectors are designed to be suitable for many, different uses. Certain high tech instruments described in this *Buyer's Guide*, however, can be used quite effectively in hunting for **any** kind of treasure:

*Grand Master Hunter CX II*  
*Master Hunter CX (The Express)*  
*Ultra GTA 1000*  
*Ultra GTA 500*

These specially designed instruments, with computerized circuitry proven by multiple millions of field-use hours, can "do it all." This is why they are named *Universal* or *All Purpose* metal detectors. Other models are designed especially to be most effective in searching for specific types of targets, such as gold nuggets...or in specific environments, such as beach and surf or underwater hunting


## Read About Detecting...

**Modern Treasure Hunting** by Charles Garrett and Roy Lagal \$12.95.

**Modern Metal Detectors** by Charles Garrett \$9.95.

**Garrett Guides: An Introduction to Metal Detectors; Find MORE Treasure With the RIGHT Metal Detector** \$1 each.

*Special Tip...Pay attention to news about condemned areas where new buildings, roads, etc. are to be constructed. Stay informed so that you can search such areas as soon as residence owners move from their homes.*







## Hunting Coins

High tech metal detectors have added a totally new dimension to coin hunting with a metal detector. This aspect of the hobby truly appeals to men and women of all ages. It offers absolutely universal recreation that will provide financial rewards as well as nourish the body and spirit.

With literally no bounds of time or place the hobbyist can enjoy hunting for hours a day or for just a few minutes. He or she can thrill to searching in exotic locations over the world or be satisfied with a neighboring yard or park...in other words, wherever the individual might be!

Coin hunting is an ideal hobby for young people, full of enthusiasm, energy and curiosity. It is equally well-suited for mature men and women who enjoy (or, perhaps, require) light outdoor exercise and who have maintained their zest for adventure. In short, coin hunting with a metal detector is a hobby that appeals to *everyone*, and this hobby can provide profit as well as enjoyment and health benefits.

Always remember, however, that the amount of site research undertaken will be a governing factor in success...whether you're hunting for coins or any other type of treasure.

### Your Detector...

When you select an instrument for hunting coins, you'll want one with full range discrimination and deep-seeking capability. The new high tech computerized detectors fulfill these demands to the ultimate. Since you'll probably be spending a lot of time in the field, your instrument should be light, simple to operate and easy to handle. Because we know every Garrett detector will probably be used for coin hunting, all of them are designed with this target in mind.

The Universal detectors listed, the high tech **Grand Master Hunter CX II**, **Master Hunter CX** (Ex-

press), **Ultra GTA 1000** and **GTA 500**, are especially suitable for coin hunting because they offer electronic pinpointing and precise depth reading as well as all the other required features listed above. The **Master Hunter 7X** is an excellent coin hunting instrument as well.

Garrett's popular and economical **Freedom** detectors have also proven themselves time and again as reliable deepseeking coin hunters, and the **Freedom Two** is especially compatible because of its dual-mode circuitry. With the **Freedom Two** you can switch between All Metal and your Discriminate mode with the flip of a switch! Of course, the **Freedom Ace** is an all-time favorite with coin hunters interested in quality, deep-seeking capability and economy.

The **Beach Hunter AT4**, the surf and beach hunter's choice for finding coins, offers discrimination and pinpointing as well as extra environmental protection for hunting in and near the water.



### Remember...

1. Coins are more likely to be found where *people* have been! This is anywhere they congregate today or have gathered in the past. So, try to hunt in locations where you know that people are likely to have brought coins with them. You can be certain that some of these coins were always lost.

2. Such coin-hunting locations are literally everywhere. They include parks where people gather and play regularly. You should look alongside all walkways and paths, especially in spots where visitors and tourists regularly stop. Develop your own choice locations.

3. Coins can be found indoors as well as outdoors. Don't overlook the possibilities in old houses and buildings.



*Special Tip...Gold coins...these are the goal of every treasure hunter. Look for them where money changed hands long ago. Seek out the locations of old general stores, taverns, feed mills and the like. Search diligently, and one of treasure hunting's grand prizes can be yours.*

4. Remember that you're not likely to find older and more valuable coins in such popular modern hunting spots as busy parks and playgrounds. You'll have to seek out the *old* places where people assembled in days and years gone by...abandoned stores and old carnival/circus locations, for instance. Use your imagination, and try to locate places to hunt that other hobbyists have not yet found.

5. Always remember that coins are waiting in abundance for your metal detector...everywhere. The number of coins that have been lost over the centuries far surpasses the number now in circulation today. These lost coins are waiting for you to find them.



### Read About Coins...

**The New Successful Coin Hunting (How to Find 5,000 Coins a Year)** by Charles Garrett \$10.95.

**Garrett Guide: Metal Detectors Can Help You Find Coins** \$1.



## Beach Hunting

Set your new **GTA 1000** in its beach mode...enjoy the scent of salt air and the feel of moist sand under your toes as you find treasure. What better reason to spend time on the beach! You can be certain that there's wealth to be found near the water!

Since the dawn of mankind, people have lived and played on or near the water. Commerce, transportation, exploration, recreation and the search for food have drawn men and women back to water like a magnet. Whenever man made contact with water, he brought with him whatever wealth he had...some of which was inevitably lost.

Much of this treasure is still waiting to be found with a metal detector. The world's oceans, lakes and streams offer vast storehouses of lost treasure, and beaches present the most accessible areas to begin looking for it.



### Your Detector...

Beach hunting has its specialized requirements for metal detectors. Two of the most important of these are full range discrimination and environmental protection. Of course, all of the new high tech instruments are ideally suited for beach hunting, provided you always keep in mind the extent of their environmental protection. You'll also demand that your beach hunting detector be easy to operate and offer deepseeking capability.

Why is *discrimination* so important in a beach hunting detector? Just think of all those bottlecaps and pulltabs mixed among the coins and jewelry. Proper setting of your discrimination control(s) lets you find rings and gold chains...even while eliminating most pulltabs.

And, the revolutionary **GTA** detectors have brought a new meaning to specialized discrimination!



Proper environmental protection is vital because having it means you won't have to worry about protecting your detector from splashing waves and blowing sand. Another important factor is that your detector must be easy to handle.

The acclaimed **Beach Hunter AT4** was specifically designed for hunting at the water's edge and has proved itself on beaches all over the world. Because it is submersible, the splash of waves will not affect its operation. It offers automatic ground balance for precise adjustment to salt and iron ground mineralization at all times. Dual discrimination permits only the proper targets to be accepted. Hip-mounted for comfort, it can be used all day with little or no muscle fatigue. Simplicity of operation makes the **AT4** extremely easy to use. Garrett's deepwater-submersible **Sea Hunter** also offers both the environmental protection and uncomplicated operation demanded in a beach detector.

All of the new high tech instruments are literal "dreams" on the beach. Ground balance adjusts itself precisely for just the amount of salt and iron that is present, and discrimination opportunities are literally unlimited. The **Grand Master Hunter CX II**, **Master Hunter CX**, **Ultra GTA 1000** and **GTA 500** qualify as outstanding beach detectors, even though they do not offer the environmental protection of the **AT4**. The **Freedom Two** and **Freedom Ace** have found innumerable treasures for beachcombing hobbyists over the world.

### Remember...

1. Research and planning are important! Watch where people mingle and play on the beach. Try to search at the right place at the right time (before

beach-cleaners get yesterday's trash). Never just go pell-mell onto a beach and begin scanning haphazardly.

2. Take advantage of low tide. Try to follow the tide out to work beach areas not normally exposed. Schedule your expeditions based on tide and weather reports.

3. Beaches don't exist just on the ocean. Lakes, rivers and other bodies of water are bordered by beaches where hunting can be just as good!

4. Watch for rocks and posts behind which treasure might have been trapped by high water. Similarly, look for tidal pools and water-filled depressions. Any area holding water should be investigated since your detector's searchcoil can get lower in the sand here toward the blanket of treasure beneath it.

5. Don't forget environmental protection for *yourself*, which means proper safeguards against the sun and heat in the summer and against wind and cold in the winter.

*Special Tip...When bulldozers or other "scraping" equipment is used to rake up seaweed and other trash from the beach, they scrape off a layer of sand, bringing long-buried treasure closer to the surface. Search behind such equipment and be amazed at what you can find!*

### Read About Beaches...

**Treasure Recovery from Sand and Sea** by Charles Garrett \$14.95.

**Garrett Guide: You Can Find Wealth on the Beach** \$1.

## Surf/Water Hunting

Just a few feet beyond that foamy line where land meets sea is where real treasure lies waiting for your metal detector. It's in the surf and under the water...among the hottest and newest treasure hunting locations. Surprisingly, not many metal detector hobbyists venture beyond the surf's edge, a blessing for those who do!

If you could search just one small spot in the surf off a crowded beach every day for the rest of your life, you'd never empty the treasure vault lying there. You see, this vault is being replenished continually by people as well as ocean waves and tides, night and day...month after month after month.





Deep under the water, the wealth is even greater...and the challenges more formidable. This is a treasure hunting field unique unto itself!

### Your Detector...

Environmental protection is an absolute must for any metal detecting equipment you take out into the water. Unless your detector is submersible like the **AT4** (to six feet) or the **Sea Hunter** (to 200 feet), you are inviting sudden disaster from water damage.

Surf hunting requirements of discrimination and ease of operation are similar to those of a beach hunting detector. Because salt water can absolutely ruin an unprotected metal detector, it is strongly recommended that you use an instrument such as the **AT4** or **Sea Hunter** for surf hunting. Far below the ocean's surface, the **Sea Hunter** has long been the choice of professional divers and treasure hunters the world over.

### Remember...

1. Always bear in mind tides and weather when you plan to hunt in the surf. Low tides let you get farther out from shore. But, watch out for high waves and bad weather.

2. Recovering targets in waist-deep water is just more difficult than on a dry beach. Make certain you have the right kind of a digging tool or scoop. And, practice, practice, practice!

3. Pinpointing a target grows progressively more difficult as you get into deeper water. Here, too, you must develop good techniques and practice them.

4. Time will be important whenever you are working in the water. Learn *all* about your equipment so that you can make quick decisions concerning how it can serve your needs best. This is particularly essential when you are searching deep beneath the surface.



5. There's treasure to be found everywhere! But, many of the great ones are far down in the ocean. Make certain you are properly qualified before you go after them. Underwater searching is a serious business, and it can quickly become expensive. Do not attempt it haphazardly. Because of the difficulty and possible expense of deep water recovery, you should always utilize proper and extensive research before you undertake a project.

*Special Tip...Veteran surf hunters now work almost entirely in water depths of four to five feet (shoulder depth). Here's where they find the gold rings and diamond earrings before they wash up on the beach for the less adventurous THers.*

### Read about the Water...

**Treasure Recovery from Sand and Sea** by Charles Garrett \$14.95.

**Sunken Treasure: How to Find It** by Robert Marx \$14.95.

**Garrett Guide: You Can Find Wealth in the Surf** \$1.

## Hunting for Gold

Be confident that you can find gold with a metal detector! Both amateur and professional prospectors are accomplishing this daily. But, also understand that certain promoters and manufacturers have misled hobbyists into believing that any type of detector can be used to locate some sort of gold—whether it be nuggets, placer gold or ore veins—just about any place they want to search.

This is not true! Two requirements are basic to the discovery of gold with a metal detector:

1. You should be using a modern metal detector with precise ground balancing capabilities and proper, factory-calibrated discrimination.

2. You should always begin by looking in locations where gold is *known to exist*.

### Your Detector...

Manual ground balance and calibrated discrimination are vital to a prospecting detector. It must also have a deepseeking All Metal mode of operation and interchangeable searchcoils. Any of Garrett's Universal metal detectors are ideal for the search for gold in addition to the **Scorpion Gold Stinger**. The ability to ground balance precisely and dis-





criminate properly make the **Grand Master Hunter CX II**, **Master Hunter CX**, **Master Hunter 7X** and the **Scorpion Gold Stinger** quite satisfactory, whether your search be for nuggets, placer gold, float or surface veins. The **Depth Multiplier Bloodhound** two-box searchcoil should be added when searching for deeper veins or ore structures.

The **Scorpion Gold Stinger** was developed specifically for seeking gold and other precious metals. It is equipped with Garrett's famous 15kHz **Groundhog** circuit and features a convertible design for comfortable hip mount operation.

Even though they do not have manual ground balancing capabilities, computerized circuitry is helping the **Ultra GTA 1000** and the **GTA 500** to build a reputation for themselves among gold-seeking hobbyists who use them for nugget hunting. Even the **Freedom Two** and **Freedom Ace** have been known to find nuggets. There can be no question, however, that all of these "motion" instruments will probably miss some tiny nuggets that the **Scorpion Gold Stinger** will find.

The **Gravity Trap® Gold Panning Kit** is a must for any electronic prospector. No detector will ever be adequate by itself...especially in searching for placer gold. Effective use of a properly designed pan is mandatory.

### Remember...

1. Always hunt in areas where gold has already been found. Only after you have gained experience should



you try to explore "new" territory with a metal detector. Gold discovery will probably come more quickly in known gold-producing areas.

2. Electronic prospecting requires techniques that coin hunters or beachcombers have probably not encountered. Try to develop these techniques by working with a pro or from the literature listed below to become successful more rapidly. "Trial and error" in the field can be a slow and painful learning process...expensive, too!

3. Even though you plan to search for gold with only a detector, learn to use a gold pan. You'll be surprised how many times you'll need it, both in and out of the water.

4. Try to become familiar with various types of ores and other rocks by bench testing with factory-calibrated equipment. Learn how your detector recognizes the different ores.

5. Be patient.

*Special Tip...Always hunt in the All Metal mode and dig every target! Of course, you can always try to check out your finds with factory-calibrated discrimination before you dig (and the GTA's Last Mode feature is especially handy here).*

### Read about Prospecting...

**Modern Electronic Prospecting** by Roy Lagal and Charles Garrett \$9.95.

**Weekend Prospecting** by Roy Lagal \$3.95.

**Garrett Guide: Find An Ounce of Gold a Day** \$1.

## Hunting for Caches

**M**oney caches are the goal of just about every treasure hunter. Stories concerning them are the staple of THing literature, and everyone dreams of finding one of these big prizes of metal detecting. Most hobbyists, however, never realize the vast difference between hunting for a cache compared with all other types of treasure. Even though basic scanning techniques are always the same, your overall manner of searching for a cache—from research to recovery—must be different if you are to find big, deep and valuable ones.


### Your Detector...

The proper kind of detector is vital in the search for large and deep money caches. The detector you use must feature deepseeking capability, meticulous ground balance and audio with precise manual controls. Of Garrett's Universal instruments the **Grand Master Hunter CX II**, **Master Hunter CX** and **Master Hunter 7X** are preferred because of their performance capabilities and also because they can be used with the **Depth Multiplier** two-box searchcoil for extra depth. Attach a computerized **Grand Master Hunter** to the **Depth Multiplier Bloodhound** searchcoil, and you've assembled the most successful team for any cache hunt.



### Remember...

1. Search only with a cache hunting detector and the largest searchcoil available. Learn to recognize those whispers of sound that signal the presence of treasures that are buried extremely deep.





2. Conduct extensive research. You can never know too much about your target and the individual(s) who hid it.

3. Be patient throughout your effort. This includes not only planning, scanning and recovery...but, even the way you deal with your prize *after you dig it up*, which can include talking about it, displaying it, disposing of it or numerous other considerations.

4. Never assume that just because your target is big that it will be easy to find. In fact, because of its large size, it's probably buried quite deeply or otherwise well hidden.

5. Remember that many changes might have occurred at the site of your cache in the years since it was hidden. This is particularly true of trees, shrubs and other vegetation. Even land contours may have been changed by erosion. Consider these factors when trying to follow a site's physical description that was written long ago.

*Special Tip...Beware will-o-the-wisp treasure stories! Be as certain as possible that the cache you seek really exists. Too many actual treasures are waiting to be found for you to waste time and money chasing a rainbow's pot of gold.*

### Read about Caches...

**Modern Treasure Hunting** by Charles Garrett and Roy Lagal \$12.95.

**Garrett Guide: Money Caches are Waiting to be Found \$1.**

## Relic Hunting

Finding relics has proven to be one of the great pleasures of the metal detecting hobby for many individuals. For them nothing can equal the pleasure of finding a Civil War button or locating a bullet fired in a frontier battle with Indians.

Used properly, a modern metal detector is the unique tool that can make such discoveries when nothing else can. It can literally "look" through layers of soil or down under water to locate metallic targets. Be prepared for comprehensive research and lengthy searches, but your rewards may be great.

### Your Detector...

When you're relic hunting, you're often looking for specific targets. If they're deep, you want to be alert for faint signals. That means that the detector you select should be deep-seeking and offer good ground balancing characteristics. It must have precise audio and be easy to handle for long hours of searching.

Of Garrett's Universal detectors the **Grand Master Hunter CX II** is best suited for relic hunting. It meets all of the necessary requirements and can be operated with the deepseeking **Bloodhound (Depth Multiplier)** two-box searchcoil (as can the **Master Hunter CX** and **Master Hunter 7X**). The **Ultra GTA** detectors can be equally formidable in the field, however, primarily because of



their deepseeking capabilities and special discrimination features.

Some hobbyists have reported success in using the **AT4**, **Freedom Two** and **Freedom Ace** detectors for relic hunting. They certainly are simple to operate and easy to handle. And, their automatic ground balancing is quite effective. But, remember that detection depth will not be as great as that of any of the four computerized instruments.

### Remember...

1. Targets will vary widely in size...from a button or small bullet to a cannonball. Be aware of the size targets you are seeking when you select a searchcoil. Smaller sizes are generally better for smaller targets, at least until you have experience. Then, you may be pleasantly surprised at your success in finding small objects with larger searchcoils.

2. Research is particularly important in relic hunting, not only to find that "exact" spot where an event occurred, but because so many obvious locations are located in various state and national parks and monuments where metal detector use is restricted.

3. Use the All Metal mode as much as possible to get the greatest depth possible from your detector.

4. Make certain that your detector is ground balanced precisely. Scan slowly and listen for faint signals.

5. Watch out for explosives and be careful when you find *any* gun. It might still be loaded!

*Special Tip...What's the most important aspect of relic hunting? It's understanding what your detector is trying to tell you! When you can accurately interpret the meaning of all your detector's signals, you'll find relics that other hobbyists have overlooked.*

### Read about Relics...

**Modern Treasure Hunting** by Charles Garrett and Roy Lagal \$12.95.

**Garrett Guide: Money Caches are Waiting to be Found \$1.**





## Ghost Towns

This locale for treasure hunting can require the expertise developed in just about every other phase of the hobby. When you're searching a ghost town, you look for coins, relics and caches. Sometimes, you're looking under water as well. You can be searching both indoors and outside of buildings. You often have to use your imagination because no structures may remain of what once was a town where people lived, worked and played.

When you're searching a ghost town—or, anywhere else—always try to leave a site in better condition than you found it! Of course, you always want to fill any hole that you dig. But, you also want to be careful never to damage structures of any kind.



### Your Detector...

Precise ground balance for super depth is essential in a detector used for searching a ghost town. You'll also want one that's easy to handle because you might find yourself searching under difficult conditions such as in a dark cellar or crowded loft of a building. Discrimination is important because you're sure to encounter countless nails. Notch discrimination makes the new **GTA** detectors especially responsive when you're plagued with scads of one particular bit of trash, such as a bootnail. Of course, you'll demand a precise "zero" discrimination setting as well.

And, there will be times when you'll want to dig *all* targets so that you don't miss the treasure that may be buried in an iron container.

Any of the Universal detectors is satisfactory because each offers the

above characteristics. The **Freedom** detectors and **AT4** are also often used for ghost towning because they offer plenty of depth, and their automatic ground balance proves quite satisfactory. In addition, each of these detectors is easy to handle, is simple to operate and has excellent discrimination capability. Don't forget the **Pocket Probe** for scanning indoors and in awkward locations where a conventional detector can't reach.

### Remember...

1. Use good research techniques to locate ghost towns. There are thousands of sites that have never been searched before with a metal detector!

2. Look for "urban ghost towns," communities that were once rural commercial centers but have been absorbed by metropolitan areas. Unfortunately, many such sites are now located beneath shopping centers and paved parking lots, but some are still accessible although no structures remain to mark their location.

3. Always look for dumpsites and such places where rubbish and waste were normally deposited. One person's trash is another's treasure! Remember...in searching a ghost town you'll be looking for any metal object you can find. Even old barbed wire can be valuable.

4. Be prepared to interchange coils. When you get a faint signal with the coil you normally use, have a larger one ready to seek out deep targets. You can often use a deepseeking **Bloodhound** two-box searchcoil for caches or other big and deep targets as well as to locate trash dumps. Elliptical coils will help where metal trash abounds as will a **Super Sniper**. These coils may also permit searching tight spots or other places where a conventional circular coil can't be used.



5. Ghost towning ranks right up there with underwater treasure hunting as far as adventure and romance are concerned. Plus, you'll avoid the "perils" of the sea, real or imagined!

*Special Tip...Since the areas underneath old board sidewalks are such good locations for finding coins and other treasures, try to determine where such sidewalks were located. Use your imagination and your "detective" senses to determine just where streets might have been. Sidewalks were always right beside them!*

### Read about Ghost Towns...

**Modern Treasure Hunting** by Charles Garrett and Roy Lagal \$12.95.

**The New Successful Coin Hunting (How to Find 5,000 Coins a Year)** by Charles Garrett \$10.95.

**Garrett Guide: Money Caches are Waiting to be Found** \$1.

## A Final Note

There's much more to learn, but it's time now for you to take your detector treasure hunting! Do your research to discover the best places to search. Learn how to use your instrument properly.

And...be persistent! The more time you spend searching, the heavier will be your treasure pouch at the end of the day when...

*I'll see you in the field!*

**Charles Garrett**

### Treasure Hunting News

For news of treasure hunting and equipment developments read Garrett's publication, *The Searcher*. To place your name on the mailing list write Customer Service, 2814 National Drive, Garland, TX 75041.

### Patent Protection

Garrett's high-tech instruments are protected by one or more of the following United States Patents and other Patents Pending: 4,702,213; 4,398,104; 4,423,377; 4,303,879; 4,334,191; 3,662,255; 4,162,969; 4,334,192; Design 274,704.

### Warranty

All Garrett land detectors and searchcoils are protected by a two-year limited parts and labor warranty. Sea Hunter is protected by one-year limited parts and labor warranty. See your dealer for complete details.



# Ram Books/Videos

*Professional instruction at your fingertips*

You can find more than your share of wealth in lost and hidden coins, caches, relics and gold. From these books the secrets of professionals unfold. Written in layman's language, the text is accompanied by full color—almost three-dimensional—photographs that will project you directly into the *real* world of treasure hunting.

Use this practical knowledge you can gain so easily to increase your success one thousandfold.

## Treasure Hunting Texts

### *The New Successful Coin Hunting*

The world's most authoritative guide to finding valuable coins, totally rewritten to include instructions for 21st Century detectors. 259 Pages **\$10.95**

### *Modern Treasure Hunting*

The practical guidebook to today's metal detectors; a "how-to" manual that carefully explains the "why" of modern detector performance. 213 Pages **\$12.95**

### *Treasure Recovery from Sand & Sea*

Precise step-by-step instructions for reaching the "blanket of wealth" beneath sands of the world's waters, rewritten for the 90's. 466 Pages **\$14.95**

### *Sunken Treasure: How to Find It*

One of the world's foremost underwater salvors shares a lifetime's experience in locating and recovering treasure from deep beneath the sea. 402 Pages **\$14.95**

### *Modern Electronic Prospecting*

Explains how to use a modern detector to find gold nuggets and veins of precious metal; includes instructions for panning and dredging. 82 Pages **\$9.95**

### *Modern Metal Detectors*

Advanced handbook for field, home and classroom study to increase expertise and understanding of any kind of metal detector. 521 Pages **\$9.95**

### *Buried Treasure of the United States*

Complete field guide for finding treasure; includes state-by-state listing of thousands of sites where treasure is believed to exist. 398 Pages **\$10.95**

### *Weekend Prospecting*

Offers simple "how-to" instructions for enjoying holidays and vacations profitably by prospecting with metal detectors and gold pans. 82 Pages **\$3.95**

### *Gold Panning is Easy*

Excellent field guide shows the beginner exactly how to find and pan gold; follow these instructions and perform like a professional. 91 Pages **\$6.95**



### *Treasure Hunting Pays Off*

A basic introduction to all facets of THing...the equipment, the targets and the terminology; totally revised for 21st Century detectors. 88 Pages **\$6.95**

### *True Treasure Tales* —

Gar Starrett Adventures **Each \$2.95**

### *The Secret of John Murrell's Vault*

*The Missing Nez Perce Gold*

### *Garrett Guides* —

Pocket-size Field Guides **Each \$1.00**

### *An Introduction to Metal Detectors*

*Find Treasure with the RIGHT Detector*

## Videos

Filmed in full color amid treasure hunting scenery, these videos take you and your family into the world of treasure discovery. Share in many actual recoveries made by professional and amateur treasure hunters.

**Each \$19.95**

### *Southwestern Treasures*

*Treasures of Mexico*—Electronic prospecting by Garrett field team in the fabulous Cobre Canyon in Mexico;

*Gold and Treasure Adventures*—Competition treasure hunt in the California desert, plus THing trip to Europe. 55 min.

### *Treasure Adventures*

*The Silent Past*—Ghost of Big Bend prospector helps modern family discover artifacts buried during passage of time;

*Tracking Outlaw Treasure*—Modern-day search for cached loot from a 19th century stagecoach robbery. 46 min.

### *Weekend Prospecting*

Techniques for finding gold with detector and gold pan while vacationing in gold country. 50 min.

### *Use the Super Sniper*

*You Can Find an Ounce of Gold a Day*

*Find Wealth on the Beach*

*Metal Detectors Can Help Find Coins*

*Find Wealth in the Surf*

*Money Caches Are Waiting to be Found*

*Avoid Detector Problems*

## Security Planning Manuals

### *Effective Security Screening*

A basic guide to using metal detection equipment in a screening system; an instruction manual for handheld and walk-through detectors. 96 Pages **\$4.95**

### *Sand and Sea Treasures*

*Treasure Recovery from Sand and Sea*—Companion to Ram book provides tips about water hunting;

*Treasures of the Indian Ocean*—Search for 18th century wreck off Madagascar shows underwater recovery. 50 min.

### *Gold Panning is Easy*

Tells where and how to locate gold, with Gravity Trap™ pans. Techniques from Ram book shown; 25 min.

## Instructional Videos

### *Grand Master Hunter CX II*

Fully explains use of Grand Master Hunter CX II; field demonstration of all controls and techniques shows versatility; 26 min.

### *Ultra GTA 1000*

Fully explains use of new GTA 1000 detector with revolutionary LCD target indicator. Explains all controls and techniques; 26 min.



# Garrett Detectors Comparison of Features

Compare with all competitive models

	GMH CX II	MH CX	GTA 1000	GTA 500	MH 7X	Freedom Two	Freedom Ace	AT4	Sea Hunter	Scorpion
<b>PERFORMANCE MODES</b>										
Manual All Metal Ground Balance	x				x					x
Fast Track™ 5-Second Ground Balance	x	x								
Ground Track™ Continuous Ground Balance	x									
Automatic (Motion) Ground Balance	x	x	x	x	x	x	x	x		x
Discriminate Mode	r	r	n	n	x	d	x	r	x	x
Electronic Pinpointing	x	x	x	x	x	x		x		
Coin Depth Measuring	x	x	x	x	x					
<b>SPECIAL FEATURES</b>										
Microprocessor Controlled	x	x	x	x						
Target Identification Meter	x	x	g	g	x					
Graphic Target Analyzer (GTA)			x	x						
Coin Alert™ Belltone Discrimination	x		x		x			x		
Bi-Level Audio Discrimination	x		x							
Standard Audio Discrimination	x	x	x	x	x	x	x		t	x
Silent or Minimum Audio Threshold	x	x	x	x	x	x	x	x	x	x
Last Mode Switching			x	x						
Audio Boost			x							
Surface Elimination (Blanking)			x							
Submersible Control Housing								x	x	
Weatherproof Audio Loudspeaker	x	x	x	x	x	x	x			x
Submersible Headphones								o	x	
Recessed Protected Controls	x	x	x	x	x	x	x	x		x
Elevated Protected Meter	x	x			x					
LCD Display			x	x						
Hip Mount	o	o	b	b	o			x	x	x
Interchangeable Searchcoils	x	x	x	x	x	x	x	x	x	x
Depth Multiplier (2-box) Searchcoil Capability	x	x			x					
Automatic Battery Check	m	m	m	m	m	x	x	x	m	x
Headphone Jack	x	x	x	x	x	x	x	x	x	x
<b>CONTROLS</b>										
Manual Ground Balance	x				x					x
10-turn (or equivalent) Ground Balance	x	x			x					s
Ferrous/Non-ferrous Multi-Range Discrimination	x	x						x		
Accept/Reject Discrimination Notches			x	x						
Full Range Discrimination	x	x	x	x	x	x	x	x	x	x
Calibrated TR Discrimination										x
Adjustable Depth/Sensitivity	x	x	x	x	x	x	x	x	x	x
10-turn (or equivalent) Audio Adjustment	x	x	x	x	x				x	x
Variable Audio Tone	x		x		x					
Adjustable R. F. Frequency (4 Settings)	x									
Initial (>) Control Settings	x	x	a	a	x	x	x	x		x
Automatic/Manual Tuning	x				x					x
Volume Control	x									
R.F. Frequency (kHz)	6.5	6.5	7.0	7.0	6.0	6.0	6.0	6.0	p	15

a = Detector automatically set when turned on   b = Built-in capability   d = Dual independent modes  
g = Graphic target display   m = Metered battery check (others are audio)   n = Notch discrimination  
o = Optional   p = 120 PPS   r = Multi-range discrimination   s = 16-turn control   t = Treasure Tone audio



# Which Detector?

## Here's My Answer

Of the many questions that I'm continually asked about metal detecting and treasure hunting this is the one that I enjoy answering the most.

First of all, I'm delighted that you either want to take up the hobby of metal detecting or desire to improve your abilities by purchasing a better instrument.

Second, it's always flattering to learn that you're interested in a Garrett detector. We know that ours are the finest detectors manufactured anywhere, and you compliment every Garrett employee when you select one of our products.

Most important of all, however, I appreciate the opportunity to help you select just the *right* detector for the treasure hunting activities you have in mind. And, that's truly what should govern your choice of a detector...the way you plan to use it.

This *Buyer's Guide* gives you complete information on ten of the finest metal detectors ever manufactured. I

know it's the best line-up that Garrett has ever offered the treasure hunting public. And, I'm confident that among these detectors there is one *exactly* suited for your needs.

Our top-of-the-line **Grand Master Hunter CXII** is an absolutely universal detector that will fulfill any treasure hunting assignment on land or in shallow water. If you're an experienced treasure hunter who wants the finest instrument available, this is certainly the detector for you.

If you're just starting, however, you may not *need* all the features of this detector. Perhaps the famed **Freedom Ace** is just the instrument you need. Then again, you may want the versatility and ease that either of the new high tech **Ultra GTA** detectors offer.

For such special tasks as beach hunting, underwater hunting and gold hunting we offer the **Beach Hunter AT4**, **Sea Hunter** and **Scorpion Gold Stinger**.

*Here's what I recommend:*

1. Read this *Buyer's Guide* carefully. Study the specifications and descriptions of all ten detectors on Pages 4 through 16. Read on Pages 19 through 25 about the various types of treasure hunting and the detector features required for each.

2. Review the chart on the preceding page. It highlights the major features of all Garrett instruments.

3. Study the chart below in relation to what you've already read. Select a detector that is *Preferred* for the major type treasure hunting you anticipate.

4. Finally, visit a Garrett dealer and get your hands on the high quality instrument you have selected. Try it out for yourself, and you'll understand why treasure hunters agree that Garrett builds metal detectors you can trust.

*Good Hunting...I'll see you in the field!*

**Charles Garrett**

## Types of Treasure Hunting

*Compare with all competitive models*

	GMH CX II	MH CX	GTA 1000	GTA 500	MH 7X	Freedom Two	Freedom Ace	AT4	Sea Hunter	Scorpion
Universal/All Types	P	P	P	P	P					
Coin Hunting	P	P	P	P	P	P	P	P	S	P
Beach Hunting	P	P	P	P	P	P	P	P	P	P
Cache Hunting	P	P	S	S	P					S
Electronic Prospecting	P	P	S	S	P					P
Underwater Hunting								P	P	
Battlefield/Relic Hunting	P	P	S	S	P	S	S	S		P
Ghost Towing	P	P	P	P	P	S	S	S		P

P = Preferred

S = Suitable



Garrett Metal Detectors  
2814 National Drive  
Garland, TX 75041-2397 U.S.A.  
(214) 278-6151

If you cannot locate your nearby Garrett dealer, call our TOLL FREE number **1-800-527-4011**.

For other information (Customer, Service, Prices, Repair/Technical, Dealership) call **(214) 278-6151**, Ext. 76. FAX: **214-271-0186**. Telex: **4630163 GARRETT**.