


**METAL  
DETECTOR  
CATALOG**



**ELECTRONICS INC.**

614 Easy St. • Garland, Texas 75042  
Phone (214) 272-4451



*Get more than a detector and a manual - Get service!*



**MONT'S RELIC JUNKTION**

Owner: MONTE V. BERRY Sr.

**METAL DETECTORS - Sales/Rentals  
Gold Pans - Prospecting Equipment  
Relics - Collectables - Handicrafts**

77 N. Main Kaysville, UT

**544-9657**

*Buy with confidence from an experienced professional!*

**Treasure  
Hunting  
INFORMATION**

**STATE OF THE ART  
PRODUCT LINE**  
designed and field tested  
by treasure hunters



# WE SELL TREASURE HUNTING!

**What flavor do you want?** We have “coins from the local park,” “cannonballs from an ancient battlefield,” “a Mason jar of gold and silver coins from a long-dead pioneer’s post-hole bank,” “gold nuggets from a cold California stream,” “Pieces of Eight from a 1700’s shipwreck on a Florida beach,” “gold bars from an old Spanish treasure cache,” and even “the great outdoors with invigorating fresh air, exercise and sunshine.” All of these “treasures” can be put within your reach through our equipment and our expertise.

Treasure Hunters make up one of the friendliest and most interesting groups of people in the world! We love being part of this outdoors fraternity and extend an invitation to you to come join us!

## A Promise

### WE WON'T CREATE CONFUSION . . . .

WITH UNPROVABLE ADVERTISING CLAIMS ABOUT OUR EQUIPMENT OR OUR PROGRAMS. This catalog and all our literature will lay out the information you need in clear, matter-of-fact language. If a detector costs \$400, we will say **\$400**, not \$399.95! Please grant us the courtesy of testing and comparing our detectors against other brands who make strong (sometimes incredible) performance claims. While advertising is informative, it can also be misleading. If you buy based only on written information in **any** company’s catalog you could be disappointed. Be safe—**Test and Compare Before You Buy!**

## TABLE OF CONTENTS

### PAGE

3	INTRODUCTION
5	BEGINNERS - HOW TO BUY
6	BEGINNERS — HOW TO GET STARTED
7	D-TEX METAL DETECTORS
8	MONEY KING DETECTOR
9	COIN KING DETECTOR
10	SEARCH KING DETECTOR
11	COIN SHOOTER GCD DETECTOR
12	RELIC SEARCH DETECTOR
13	GOLD KING DETECTOR & BODY MOUNT DESIGN
14	HOW DEEP WILL THEY GO?
15	VLF/TR DETECTOR TIPS
16	ACCESSORIES AND SEARCH COILS
18	FULL TIME TREASURE HUNTING
19	WARRANTY/ HOW TO ORDER
20	REGIONAL HEADQUARTERS PROGRAM



# Pledges Good, Solid Quality in Design and Production

Here is our pledge and what we have to offer you

## 1. ABSOLUTELY THE NEWEST IN METAL DETECTOR TECHNOLOGY

D-Tex constantly seeks to engineer the deepest detecting units possible. This, associated with a signal which is constantly valid yet easily understood, makes our units superior to other brands in performance . . . **AND THAT IS WHAT COUNTS!** The units are not cheap, but are priced competitively and fairly. We do not sacrifice quality for profit.

## 2. ASSURANCE OF QUALITY

Quality — What does it mean? We design and build our products to have a quality appearance; to have a quality feel; and to have a superior field performance. **D-TEX NEVER SHIPS A NEW DETECTOR.** All units are burned-in and “baked” to prevent our customers from experiencing “infant mortality” due to an electrical component failure. Each unit receives a generous portion of tender-loving-care prior to packaging.

## 3. STRONGEST WARRANTY IN THE INDUSTRY

For years D-Tex has maintained a **LIFETIME WARRANTY** against defects in its equipment to the original retail purchaser. To emphasize our dedication to quality, D-Tex further guarantees that if one of our units fails to operate properly due to defect in materials or workmanship within 30 days after its original retail purchase, we will not repair it — **WE WILL REPLACE IT WITH A NEW ONE!** If there is a stronger warranty and commitment to quality in the detector industry, we have not seen it.

## 4. NEW “REGIONAL HQ” DEALER PROGRAM

We know how important it is for you to have access to a good local dealer. The D-Tex program centers around a unique Regional Headquarters system based on the “wagon wheel principal.” The Director of each Regional HQ is a highly skilled professional quality treasure hunter and businessman who has estab-

**IMPORTANT INFORMATION  
FOR ALL BEGINNERS,  
AMATEURS, PROFESSIONALS**

**TREASURE, COIN, RELIC AND NUGGET**

**HUNTERS**

lished and authorized D-Tex dealers exhibiting a high level of metal detector competence. The Regional HQ serves as the "hub" of the wagon wheel with local dealers under his direction forming the "spokes" in outlying areas. We strongly believe that metal detectors should be sold only by people who use metal detectors and that only the best of these people should represent D-Tex! We require that our Regional Headquarters carry other major brands of detectors so you may more easily test and compare D-Tex units before buying. In addition, many of our Regional Directors conduct local classes for their customers in all phases of coin, treasure, relic, and nugget hunting. Our goal is to provide you, the treasure hunter, with a complete central headquarters for all your treasure equipment and information needs. To contact the D-Tex Regional HQ or authorized dealer in your area, see the back cover of this catalog.

**This sign is your promise of treasure hunting assistance**



**METAL  
DETECTORS**

**FACTORY AUTHORIZED DEALER  
INFORMATION, ASSISTANCE and SUPPLIES**

By Johnny Blunk

**Author's Note:** *I have personally helped over 500 people buy their first metal detector and indirectly helped thousands of others in this important decision. I know only a very few of these beginners who have not continued on to enjoy real success in some form of treasure, coin, or relic hunting. My own personal collection of relics and coins numbers in the tens of thousands. I have several thousand hours of experience in the use of all types of metal detectors and helped design the units introduced to you in this catalog. It is my sincere desire that the information I share with you will be of value in whatever detector choice you make.*

**1.) Decide what types of treasure hunting you want to do most in order of importance.** This will become most important in determining which detector you buy. For example, my own detector uses are as follows (A) Civil War Relic Hunting 50% of the time; (B) Treasure (large cache such as gold bullion, etc.) hunting 20% of the time; (C) Coin hunting 25% of the time, and (D) Nugget hunting 5% of the time.

**2.) Decide where you might use your metal detector and what areas of the country you might be traveling to in your hunting.** The detector you pick for just hunting the local parks might not be the one for hunting gold nuggets in Colorado or Spanish coins on the beach in Florida. Where you live and where you will travel play an important part in how much metal detector you need to buy.

**3.) Consider your health in making a detector choice.** Good detectors can weigh from three to eight pounds with the most common weighing between four and six pounds. A person with chronic arthritis or other painful disorders in his arms might find it too much to swing a metal detector for very long. Special arrangements, such as a belt mounted unit, might be

necessary to relieve some of the weight from the arm.

**4.) Think about how much time you plan to allot to metal detecting each week.** A person who can spend fifteen or twenty minutes per week with his detector would probably find an expensive professional quality metal detector an unwise investment. It honestly takes anywhere from 25 to 50 hours of use on a top-of-the-line metal detector to begin to fully learn its capabilities and how to best use it. Rule of thumb: if you plan to use your detector less than 2 hours per week, keep your purchase price under \$260.

**5.) What is your "track record"?** Persons who find themselves short on patience or tending to give up and quit when finding out that a project they are involved in requires learning a skill, would not likely benefit from buying an expensive metal detector. Being successful in both amateur and professional treasure hunting requires learning the skill of how to use a good metal detector properly. A top quality detector should have a top quality operator. Are you willing to learn?

**6.) Consider your detector purchase as an investment:** You may start out metal detecting with just the idea of spending some enjoyable leisure time outdoors. I think you should expect your detector to at least return its cost to you in terms of valuable items found such as coins or rings whether or not you ever hit a "pot of gold." It is common to pay for a \$300 to \$400, top-of-the-line metal detector in just two or three months, if you put a little effort into learning the full operating potential of the unit. If you want the best results possible and are willing to learn, don't worry about cost. Get the unit that will do what you want and it will pay its way!

**7.) As a beginner, it's not necessarily wise to buy cheap.** If you don't buy "enough" detector to start with and become disappointed

with its performance, you may put it in the closet and take up fishing instead, or you have to sell a cheap used detector which no one wants to buy. You will probably find, with few exceptions, that a metal detector costing under \$200 has severe limitations on both performance and resale value, no matter who makes it.

**8.) Beginners should buy from a factory authorized dealer who is experienced in metal detecting.** As a beginner, you will need several hours of his time during the initial sale and following few weeks. Don't buy from a dealer who seems unsure of the detector's operation or doesn't want to spend time with you.

When you go to visit your local dealer, discuss the previous points outlined in this article and you will enable him to help you choose the right detector. I feel beginners should **AVOID BUYING THROUGH MAIL-ORDER DEALERS**, no matter how good the discount price seems! You need that personal contact with your local dealer to get started and it will save you money in the long run.

**9.) Most Important—Test and Compare before you Buy!** Stated simply, ask your local dealer for assistance in testing and comparing similarly priced, advertised detectors of different brand names. Don't believe performance claims on any detector just because they are printed in black and white. All of us metal detector companies like to think we make the best detectors. **YOU BE THE JUDGE!**

**10.) Read carefully through the pages on individual detector models in this catalog.** We will tell you clearly what they are designed for, in order of best performance, and give you necessary details on the features they offer. I hope you will find this information of value in making that first detector purchase and that our metal detectors and our organization may be favored by your selection of a D-Tex.

# HOW TO GET STARTED In Metal Detecting

By Gary Bischke

Once you have made that most exciting purchase of your first metal detector—what's the best and fastest way to "learn the ropes" of treasure hunting? Let the voice of experience speak to you, having himself chased many "feathers of the wild goose" in his early years with that first metal detector.

**1.) Learn where not to hunt as a beginner.** It's easy to get in over your head and start treasure hunting on a level you're not ready for and thus not be successful. While you're learning, avoid ghost towns, old torn down and burned house, building sites and old farm houses with large amounts of metal trash lying around in plain sight. These places are paved with junk metal that totally frustrates most beginners and effectively conceals the coins and treasures they contain from the beginning treasure hunter's efforts. These sites require the best metal detectors in the hands of highly experienced operators (plus a great deal of patience) to produce their treasures. I recommend you first acquire a minimum of 50 to 100 hours of detecting experience on places like your yard, the local park, football fields, and old house places still fully standing without all the junk metal to put up with. Even at these places, a good discriminating detector is necessary to produce good results.

**2.) Don't invest a lot of time and money on serious treasure or cache hunts as a beginner.** While "grandpa Joe's" story about a "muletrain of Spanish gold bars buried 3 miles west of the old river crossing" may light the fires of "instant wealth" in your eyes it is probably a guarantee of "instant poverty" in your pocket. I have hunted treasure professionally (and still do) and have associated with a lot of successful professional treasure hunters. Would it surprise you to learn that the most successful of these men average only

one treasure find every one and one-half to two years? It's true! While a few get lucky with an unexpected find now and then, most beginners only lighten their bank accounts by trying serious treasure hunting. If you want to be a successful treasure hunter, you can be. You must first develop your detector skills, research capabilities and the patience of Job. While you're working on becoming an expert detector operator, read the treasure hunting books by some of the experts. But remember—if it was as easy to find as the book seems to imply, it has already been found! Whenever possible, team up with an experienced hunter before you venture out after "the big one."

**3.) There's no such thing as a hunted-out area!** As a beginner, you will quickly find that all the local parks have been hunted, probably hundreds of times, by other treasure hunters. When you first start hunting, you may find only a few coins and it will seem like all the good coins have been found. Not so! Only the easy, close-to-surface coins are gone. The deeper, older, rare coins are still waiting out there by the thousands! This is where a top-of-the-line metal detector, in the hands of a skilled operator can pay for itself quickly. Resist the urge to wander around hurriedly covering the ground. Focus in on an area, **work very slowly** with your detector; return to the area several times as your hours of experience increase. Each time you will be amazed at the coins you have missed. Remember that a very deep coin doesn't yell at you—it whispers! **WORK SLOWLY!** In my own Civil War Relic Hunting, I have found thousands of dollars in rare historical artifacts from sites that other people had worked many times before.

**4.) Learn your VLF capabilities.** When you get a good amount of detecting hours under your belt,

consider branching out into relic hunting. Relic hunters hunt almost exclusively in the VLF mode on their detectors. Coin hunters, by comparison tend to hunt only in TR Discrimination mode and thus never really learn VLF operation and what it can do. There is a tremendous amount that could be written, but space does not permit. Ask your experienced detector dealer for more information on the VLF mode of hunting.

**5.) Where possible, join a local Treasure Hunting Club.** Here you will usually find an experienced "hunting buddy" who can "show you the ropes." Take a tip from someone who spent two years fulfilling the old Chinese proverb "He who teaches himself has a fool for a master!" Seek out the "voice of experience" and learn from it!

**6.) No it doesn't necessarily mean you have a bad detector.** After you hook up with a buddy and you start hunting together, he may be finding two or three times as many coins as you with a detector that costs half as much as yours. Why? the answer is simple—he knows his detector better, having had hundreds of hours of experience on it. When you achieve a similar level of detector operating skill with your more expensive unit, you will find that you are locating more and deeper coins and he is the one wanting to buy a new detector like yours. Remember—a high-performance detector needs a highly skilled operator to achieve maximum results! In almost every case where a good detector was purchased and the operator is unhappy with the unit, it is an **OPERATOR** not a detector problem.

In learning to be a successful metal detector operator, remember the old principle that you have to learn to walk before you can run.



ELECTRONICS INC.

# INTRODUCING . . .

## STATE OF THE ART METAL DETECTORS



### LET'S TELL IT LIKE IT IS . . .

D-Tex Electronics has been building metal detectors for over twenty-six years. During that period, we have pioneered many innovations and improvements in metal detector technology. Success is noted and copied; however, we have watched the number of other companies building metal detectors increase over eight times since our first detector came off the line. This competition has served to prove the value of the American free enterprise system by encouraging rapid advancement of metal detector technology available to the consumer.

No company can continue in a top position, relying on past accomplishments; continual and innovative progress must be made. Our efforts are comprehensive and complete. We believe they reflect the highest levels of technology in the industry.

You as the consumer, however, will be the ultimate judge of the success of our efforts. Please give us one consideration as you study the information describing our detectors. Anyone can (and just about every other metal detector company does) say in their literature that they make the best metal detectors. We remind you that "talk is cheap." Remember when you compare our literature to others we don't join the pack by writing incredible and often unprovable performance claims. We design detectors for people who make their living treasure hunting. We have modified the controls to put their operational capabilities also within reach of the serious beginners and amateur treasure hunters. The information given on the units is clearly and accurately stated and will help you understand which detectors are designed for what types of treasure hunting. We strongly encourage you, after reading this information, to contact a D-Tex Authorized Dealer or Regional Headquarters personnel for a complete demonstration of the unit(s) in which you are interested. Make your purchase of a new metal detector a good experience — **Test and Compare before buying.**

---

## LIFETIME WARRANTY

Your

**Guarantee of Quality from D-Tex**

---

# MONEY KING

Designed for

## SERIOUS BEGINNERS, AMATEURS



- USE FOR:
1. Coins
  2. Relics
  3. Treasure Caches
  4. Nuggets

**Discriminator**  
**VLF/TR • 15KHz**

### Features:

- VLF/TR Discrimination  
Circuitry & Selector Switch
- Push-Button Retuning - Handle Mounted
- Power High-Low Sensitivity Control
- Tuning/Volume Control
- Full-Range Discrimination Control  
(Rejects Nails, Bottle caps, Pull-tabs and even Aluminum screwcaps)
- Wide-Range VLF Ground Control (10-Turn)  
(allows good penetration and easy operation over mineralized ground).
- Wide-Range High and Low Pitch TONE CONTROL  
(Set the detector sound tone to your own hearing preference)  
Perfect for those with some hearing loss.
- Dual Circuit Battery Check
- Easy Access Battery System  
(Comes complete with 4 long-life 9 volt batteries and will accept rechargeables)
- Heavy Duty 8" Waterproof Search Coil
- Adjustable Dual Stem Locking System  
(Prevents Annoying "Stem-Slop")
- Large Discriminating Meter  
(with "Dayglo" needle and battery condition Readout)
- Stereo headphone Jack — *CAUTION: Extrapowerful - use with adjustable volume earphones only!*

### FACTS:

- WARRANTY — Lifetime
- FREQUENCY — 15KHz
- WEIGHT — 3 lbs. 10 oz. with 8" Coil
- BALANCE — Exceptional
- SENSITIVITY — VLF: Very good - all TR DISCRIMINATE: Outstanding-Neutral to Medium minerals
- DURABILITY — Heavy-duty (but light weight)
- CONSTRUCTION — No Loose-fitting other parts to rattle

### IMPORTANT

Wide-range VLF Ground Control Allows Good Depth Penetration on even Heavily Mineralized Soil. In Most other types of ground the TR Discrimination is capable of locating single coins at up to 12".

Instant Push-button Retuning



**Super Concentric Coils** — Offers up to 40% more depth than Standard 4-B Co-Planer and Co-Axial Searchcoils. Eliminates false signals. Wider surface detection area.

### CAUTION

**Avoid Ear Discomfort**

**Earphone Jacks** are Extra Powerful to pull in deep and weak signals. Use adjustable volume headphones and set volume to your own hearing comfort.




# COIN KING

Designed for:

## SERIOUS AMATEURS and PROFESSIONALS



- USE FOR:
1. Coins & Rings
  2. Relics
  3. Small Caches
  4. Nuggets



**Discriminator**  
VLF/TR • 15KHz

**Super Concentric Coils** — Offers up to 40% more depth than Standard 4-B Co-Planer and Co-Axial Searchcoils. Eliminates false signals. Wider surface detection area.

### AN EXCELLENT COIN DETECTOR



#### CAUTION

**Avoid Ear Discomfort**  
**Earphone Jacks**  
are Extra Powerful to pull in deep and weak signals. Use adjustable volume headphones and set volume to your own hearing comfort.

#### FEATURES

- \*D-TEX's R.A.M. Switch (Retuning and Mode) Allow Split Second VLF to TR discriminate Mode Change as well as Instant Retuning and "X" Pinpointing.
- D-Tex's unique 2 Speed automatic/manual tuning option allows much greater versatility in Discriminating all types of soil. Outstanding for Wet Salt Beach hunting.
- Power High-low Sensitivity Control
- Tuning/Volume Control
- Full-Range Discrimination Control (Rejects Nails, Bottle caps, Pull-tabs and even Aluminum Screwcaps)
- Wide-Range VLF Ground Control (10-Turn) (Allows good penetration and easy operation over mineralized ground).
- Wide-Range TONE CONTROL (Set the detector sound tone to your own hearing preference)
- Dual Circuit Battery Check
- Easy Access Battery System (comes complete with 4 long-life 9 volt batteries and will accept rechargeables)
- Heavy Duty 8" Waterproof Search Coil
- Adjustable Dual-Stem Locking System (Prevents annoying "Stem-Slop")
- Large Discriminating Meter (With "Dayglo" needle and battery condition readout)
- Stereo Headphone Jack  
*CAUTION: Extra Powerful— use with adjustable volume earphones only!*


#### \*R.A.M. Switch

#### FACTS:

- WARRANTY — Lifetime
- FREQUENCY — 15KHz
- WEIGHT — 4 lbs. 3 oz. with 8" Search coil
- BALANCE — Exceptional!
- SENSITIVITY — VLF: Very Good - all types of mineralized soil. TR Discriminate: Outstanding — neutral to medium mineralized soil.
- DURABILITY — Heavy-duty (but light-weight)
- CONSTRUCTION — No loose-fitting stems or other parts to rattle.

Designed for:

# PART-TIME and FULL-TIME PROFESSIONALS



- USE FOR:
1. Caches & Relics
  2. Nugget Hunting
  3. Coins
  4. Pipe Locating

## SEARCH KING



**Discriminator**  
**VLF/TR • 5KHz**



**Super Concentric Coils** — Offers up to 40% more depth than Standard 4-B Co-Planer and Co-Axial Searchcoils. Eliminates false signals. Wider surface detection area.

**OUR DEEPEST DETECTING VLF "TOP OF THE LINE"**

### Features:

- \*D-TEX's R.A.M. Switch (Retuning and Mode) Allow Split-second VLF to TR Discriminate Mode Change As well as Instant Retuning and "X" Pinpointing.
- D-Tex's unique 2 speed Automatic/Manual Tuning option allows much greater versatility in discriminating in all types of soil.
- VLF/TR Discrimination circuitry & selector switch
- Push-Button Retuning - Handle mounted
- Power High-Low Sensitive Control
- Tuning/Volume Control
- Full-Range Discrimination Control (Rejects Nails, Bottle Caps, Pull-tabs and even aluminum screw caps)
- Wide-Range VLF Ground Control (10-Turn) (allows good penetration and easy operation over mineralized ground).
- Wide-Range High and Low Pitch TONE CONTROL (Set the detector sound to your own hearing preference)
- Dual Circuit Battery Check
- Easy Access Battery System (Comes complete with 6 long-life 9-volt batteries and will accept rechargeables)
- Heavy Duty 8" Waterproof Search coil
- Adjustable Dual-Stem Locking System (Prevents annoying "Stem-Slop")
- Large Discriminating Meter (with "Dayglo" needle and battery condition Readout)
- Stereo Headphone Jack  
*CAUTION: Extra powerful—Use with adjustable volume earphones only!*

Excels for VLF Operation in areas of heavy soil mineralization

\*R.A.M. Switch

### FACTS:

- WARRANTY — Lifetime
- FREQUENCY — 5KHz
- WEIGHT — with 8" Coil 4 lbs. 13 oz.
- BALANCE — Exceptional!
- TR DISCRIMINATE: Excellent results when properly tuned.
- SENSITIVITY — VLF: Exceptionally deep detection of Metal Objects in VLF Mode even in heavily mineralized soil
- DURABILITY — Heavy-duty (but relatively lightweight) Construction — no loose fitting stems or other parts to cause annoying rattles.

# COIN SHOOTER GCD

Designed for:

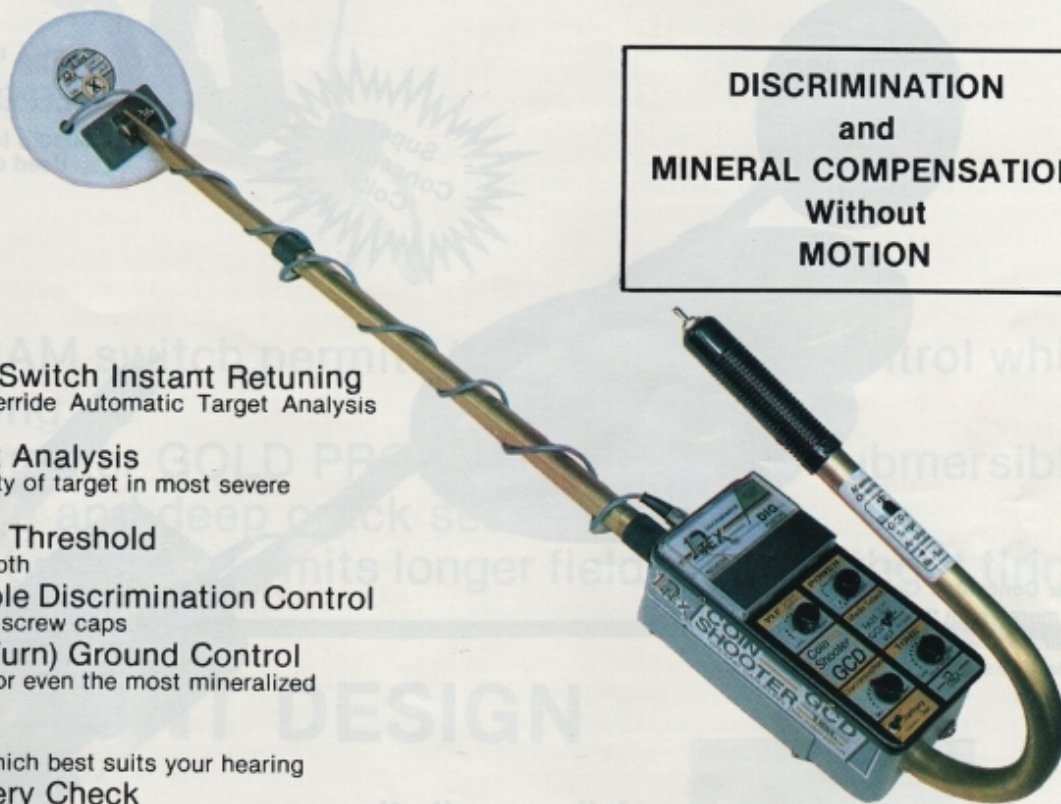
## SERIOUS AMATEURS and PROFESSIONALS

**CS** Ground  
Canceling  
Discriminator  
**METAL  
DETECTOR • VLF**

- USE FOR:
1. Coins & Rings
  2. Relics
  3. Small Caches
  4. Nuggets

**Discriminator  
VLF • 5KHz**

**DISCRIMINATION  
and  
MINERAL COMPENSATION  
Without  
MOTION**



### FEATURES

- Manual Override Switch Instant Retuning**  
Allows operator to override Automatic Target Analysis Sequence, if desired
- Automatic Target Analysis**  
Determines acceptability of target in most severe mineralization
- Factory Set Tune Threshold**  
To insure maximum depth
- Full-Range Variable Discrimination Control**  
Rejects from nails thru screw caps
- Wide-Range (10 Turn) Ground Control**  
Allows compensation for even the most mineralized soils
- Tone Control**  
Select the frequency which best suits your hearing
- Dual Circuit Battery Check**
- Three Search Modes**
  1. GCD for GROUND COMPENSATED DISCRIMINATION WITHOUT MOTION
  2. VLF ALL-METAL for relic and cache hunting
  3. FAST SCAN DISC for searching in light to neutral mineralized soils
- EASY ACCESS BATTERY SYSTEM**  
Comes complete with 6 long-life 9 Volt batteries . . . will accept rechargeables
- HIGHLY-DIRECTIONAL TIGHT PATTERN 5" WATERPROOF OMNI-COIL**  
Has ZERO surface trash feedback - More depth than 8" 4-B CoPlanar coils - Extremely efficient in "trashy" areas previously hunted with "Motion" detectors
- ADJUSTABLE DUAL-SYSTEM LOCKING SYSTEM**  
Prevents annoying "stem-slop".
- LARGE DISCRIMINATING METER**
- STEREO HEADPHONE JACK**  
Caution: Extra-Powerful - use with adjustable volume ear-phones only!

### THE BEST COIN DETECTOR

#### FACTS:

- WARRANTY** — Lifetime
- FREQUENCY** — 5KHz
- WEIGHT** — 4 lbs. 5 oz.
- SENSITIVITY** — Excellent even in heavy mineral soils
- DURABILITY** — Designed and tested for ruggedness
- CONSTRUCTION** — No loose-fitting stems to cause false signals

Designed for:

# MILITARY ARTIFACT HUNTERS

# RELIC SEARCH

**RS 200**  
METAL. \_\_\_\_\_  
DETECTOR • VLF/TR

- USE FOR:      MAXIMUM DEPTH
1. Cannon Balls, Guns, etc.
  2. Buckles
  3. Buttons & Bullets
  4. Deep Caches

**Discriminator**  
**VLF/TR    5KHz**

The "SHELL HUNTER"  
DEEPEST DETECTING VLF

Superb for "Battlefield" Hunting.  
Used on "Worked-out Sites"

\* R.A.M. Switch



**Super Concentric Coils** — Offers up to 40% more depth than Standard 4-B Co-Planer and Co-Axial Searchcoils. Eliminates false signals. Wider surface detection area.

This beautiful detector delivers all the power, punch and well-known D-Tex superior depth of the Search King units but has the famous hunters camouflage finish.

**HEAVY  
DUTY**

SPECIAL  
CAMOUFLAGE  
PAINT FINISH

Equipped with  
**SPECIAL**  
High-Strength 8", 10", 14"  
Search Coils designed  
for Relic Hunting Use

### IMPORTANT:

Models with different coil combinations than those shown are available—consult your dealer or the D-Tex Electronics Factory for complete information on prices.

Designed for:

**PROFESSIONAL  
PROSPECTORS**

**GOLD KING**

**GK** VLF/TR  
AUTOMATIC

**PROSPECTOR**

**DISCRIMINATOR  
VLF/TR % 5 KHZ**



Rifle-trigger RAM switch permits truly one-finger control while nugget shooting.

Small 7/8" diameter GOLD PROBE (totally water submersible) permits crevice and deep crack search.

Extremely lightweight - permits longer field hours without tiring.

## BODY MOUNT DESIGN



All the superior features of D-Tex Detectors are available to you in the SUPER lightweight, extremely convenient BODY MOUNT version.

The mechanical design has been field developed and tested all over the US and Australia. Rifle-trigger RAM or MANUAL Override switch puts total detector operation at your fingertip control.

Select your D-Tex Detector model and ask your Dealer for the BODY MOUNT version.

# The BIG Question:

# How DEEP Will It Go?

by Bob Grant

This is probably the most often asked and misunderstood question we hear from prospective customers when buying a metal detector.

The answer is seldom a simple one and requires that you first understand several factors that determine how deep a metal detector will go in any given circumstance.

Let's begin with:

**1. How Big Is the Metal Object?** Stated simply: the bigger the metal object the deeper it can be detected. Obviously, the metal detectors will go deeper on a piece of metal the size of an iron treasure strongbox than they will on a single coin.

**2. What Kind of Metal Is the Object Made Of?** Depending on the operation frequency of your metal detector, you will find certain metals can be read deeper than other metals because of their conductive properties (ability to reflect transmitted electronic signals).

**3. How Long Has the Metal Object Been Buried?** Many metals begin to corrode or rust when they become buried in the ground. This corrosion process, as the years go by, begins to form a "halo" of metal oxides around the metal object that can be detected. This "halo effect" makes the object appear to the metal detector to be a bigger piece of metal than it actually is. As the years go by the buried object's "halo" grows bigger and bigger thus increasing the depth at which the object can be detected.

**4. How Much Iron Mineralization is Present in the Ground Where You Are Detecting?** Generally all soil has some degree of iron or salt-water mineralization in it. This condition can greatly

affect the depth at which you can detect metal objects. A good example would be most of the state of Florida compared to most of the state of Colorado. Florida has extremely low mineralization conditions in almost all of its territory (except its wet-salt-water beaches), while Colorado has extremely iron mineralized soil throughout almost the entire state. To give you an example of extremes: it is possible to obtain depths of up to 18" on a penny with a good metal detector in many parts of Florida while in some parts of Colorado the same detector could not detect that penny any deeper than four inches.

**5. How Much Moisture Is In the Ground?** Very dry ground does not conduct detector signals like ground that has had a good soaking rain a few days previously and is full of moisture. Moist ground can add up to 40% more depth detection capability to your metal detector over dry soil.

All five of these factors can greatly affect how deep your detector will locate metal objects. As you can see it becomes very difficult to be completely accurate on "how deep will it go?" To assist you in understanding the depth potential of the D-Tex Metal Detectors we have prepared the following chart on our units. The figures quoted are basic guidelines established in our extensive field and bench testing programs. They are not infallible, however, and an occasional variation may be noticed. The low figures represent detection depth under the worst conditions while the higher figures represent detection depth under the best conditions. **Caution:** *The depth detection on a metal object may be considerably more in an "air test" performed in a dealer's shop than what you experience in the field.*

## Metal Object In The Ground

MODEL	SEARCHCOIL SIZE	PENNY	QUARTER	SILVER DOLLAR	1/4" GOLD NUGGET	12 lb. CANNONBALL	2' x 3' IRON STRONGBOX
COIN GCD SHOOTER	5" OMNI	6"-10"	8"-18"	10"-28"	6"-10"	24"-38"	36"-60"
MONEY KING	8"	4"-14"	6"-20"	10"-24"	4"-8"	18"-30"	30"-48"
	10"	6"-18"	8"-24"	10"-28"	5"-9"	14"-36"	36"-60"
COIN KING	8"	4"-14"	6"-20"	10"-24"	4"-8"	18"-30"	30"-48"
	10"	6"-18"	8"-24"	10"-28"	5"-9"	24"-36"	36"-60"
RS-200	14"	8"-24"	10"-30"	12"-32"	6"-10"	28"-46"	40"-70"
	8"	6"-16"	8"-18"	10"-28"	6"-10"	24"-38"	36"-60"
SEARCH KING	10"	8"-20"	10"-26"	12"-36"	7"-11"	30"-48"	42"-72"
	14"	10"-26"	12"-30"	14"-38"	8"-12"	36"-60"	50"-84"

# IMPORTANT FACTS

By A. M. Van Fossen

# The Fantastic VLF/TR Metal Detector

**The purpose of this information is to provoke your curiosity and ultimately make you a better VLF/TR metal detector operator.**

**Many owners of VLF/TR metal detectors remain unaware of their impressive potential for the successful location of valuable metal objects under difficult operating conditions.**

The versatility of a good VLF/TR detector for almost any treasure hunting application is unsurpassed! Read the following operating tips and statements carefully and seek details on them from your D-Tex Regional Headquarters or authorized dealer in your area (See back page of this catalog). Note: If you find it necessary to contact us at the D-Tex offices, please include your phone number and time of day when you are available for a return call.

**All of the following statements apply to the D-Tex VLF/TR Discriminator Metal Detectors**

and many of them also will apply to other companies' detectors presently on the market. It is our sincere desire that you get the best performance possible out of whatever brand of metal detector you may own or buy.

The following performance information applies to VLF/TR Detectors with a Handle-mounted Pushbutton; \*R.A.M. Switch Control (\*Retuning and Mode Flip-switch), or Manual Override Switch.

1. These detectors have the capability of discriminating target signals in "bad ground" (iron mineralized soil) without "whipping" or maintaining a constant sweeping motion with the detector.

2. These detectors have the capability to tune out salt-water interferences at beaches and locate coins and rings near maximum depths while discriminating.

3. These detectors have the capability to accurately pinpoint large and even the smallest coin size objects **before** you dig. This allows quick recovery of targets without excessive probing or digging. You can many times actually trace the shape of the object while it's still under the ground.

4. These detectors will locate even tiny metal objects such as a one-dollar U.S. gold piece with the larger 10" and 14" search coils just as easily as the smaller 8" search coil does. Unlike the TR and BFO Detectors of years gone by you do not lose the smaller metal signals near the surface with the larger search coils. In most cases you will also experience greater depth detection on small objects as well as large objects by using these larger search coils on your detector.

5. Our VLF/TR units are equipped with high-low pitch tone control that allows you to adjust the target sounds to your own personal hearing preference and requirements. Those operators who suffer from a partial low or high frequency hearing loss will find that this feature allows them to adjust the detector tone to achieve a maximum depth detection on faint target signals.

6. The D-Tex VLF/TR detectors have **increased earphone jack power** to allow much easier detection of faint and deep metal signals. Allows you to find the really old coins. *CAUTION: To avoid ear discomfort on loud signals, use only earphones with individual volume controls on each ear and set on lower volume.*

7. The VLF/TR's operated in the automatic tuning function (with the sensitivity control properly adjusted) allow better T.R. ground penetration (when discriminating) while eliminating almost all annoying "backreading" signals from junk items.

8. These detectors make excellent nugget hunting units when operated properly in the VLF mode.

9. The D-Tex VLF/TR's will detect metal objects up to 2 or 3 times deeper than the BFO detectors on the market at the time this was written.

10. Experienced operators on the VLF/TR detectors find that many times while operating in the VLF mode they can, through subtle differences, in the target signal, differentiate between such metals as iron, lead, brass, silver and gold before digging.

11. The D-Tex VLF/TR's will give 25 to 40 operating hours on a set of batteries and may be fitted with rechargeables if desired.

12. The D-Tex VLF/TR detectors using the handle mounted \*R.A.M. Switch (\*Retuning and mode) or Manual Override Switch allow the operator one handed control of the detector after initially adjusting the controls. He may instantly switch modes of the detector while retuning his detector at the same time. To retune the unit at any time only a flick of the switch is necessary.

13. The new D-TEX COIN SHOOTER GCD is another advancement in state-of-the-art metal detectors. It permits wonderful VLF mineral free operation plus the ability to discriminate at maximum detection depth. Design characteristics of the 5" OMNI-COIL deliver higher efficiency in discrimination (no false identity of targets) and the ability to search and find good targets in "trashy areas" which have been "WORKED-OUT" by motion detectors (fast, slow, very slow or otherwise)!

## METAL DETECTOR AND TREASURE HUNTING ACCESSORIES



### D-TEX UNDERWATER

Available in 5 KHZ and 8" or 10" models. Constructed to be counter-buoyant. Equipped with 10 foot cables to enlarge your "water hunting" capability.



### DIGGING KNIFE

The sturdy 5½" blade is made of stainless steel. Fitted with hardwood, grip profile handle for prying and root chopping. Comes with genuine leather sheath.



### SEARCHCOIL "SKID PLATES"

Protects the bottom of your detector search coils from scratches and wear (also keeps the resale value of your unit higher). For all D-Tex 8" and 10" Searchcoils.



### DETECTOR ARMREST

Fits all D-Tex Metal Detectors and many others. For use when searching with larger 10" and 14" Searchcoils.




### D-TEX CAP

One size fits all. D-Tex logo in special puffed ink.



### HARD CARRYING CASE

Small enough to fit under airline seats but large enough to hold your D-Tex Detector with 8", 10", 14" coils, headphones, and digging tool. Has dual locks for security. Measures 7" x 14" x 20".



### SOFT CARRYING BAG

Deluxe custom-designed protection for your new D-Tex Detector. Will hold collapsed detector with 8" and 10" coils without disassembling detector. Special pocket for digging tools, carrying strap and hand loop. Heavy duty construction.



### TREASURE POUCH

Made of extra-thick, brushed, real cowhide. Heavy stitching for rugged use. Metal bradded at pull-points. Leather loop for carrying digging tool. Large belt loop. Measures 9" x 10" for lots of treasure.





**METAL DETECTOR  
AND  
TREASURE HUNTING  
ACCESSORIES**



**D-TEX TRANSFERS FOR JACKETS  
& T-SHIRTS**

High quality iron on transfers for those desiring to show that they're part of the D-TEX team.



**THE GOLD PROBE**

For VLF/TR Detectors is designed especially for the professional prospector. Only 7/8" in diameter, it is excellent for coinshooting, artifact search, beach and underwater search. Extremely lightweight, the gold probe has excellent sensitivity, full range discrimination and ground mineral compensation. Unbeatable for use in high weeds, brush, rocks and hard to get to places in abandoned buildings. Operates with all D-TEX 5KHZ and 15KHZ detectors.

**SEARCH COILS**

**8" Concentric**  
5 or 15 KHZ  
**10" Concentric**  
5 or 15 KHZ



**14" Concentric**  
5 or 15 KHZ  
**5" OMNI-COIL**

D-TEX exclusive CONCENTRIC and OMNI designs are major contributors to the superior depth of D-TEX detectors over all competitors. The OMNI design has no surface-trash feedback. The OMNI-COIL operates only on the COIN SHOOTER GCD. The D-TEX CONCENTRIC coils deliver greater depth over 4-B co-planer coils . . . also they have a greatly reduced surface-trash feedback . . . all this plus a more efficient discrimination pattern.



# FULL TIME TREASURE HUNTING

A REALISTIC APPRAISAL

By Larry McCormick

## Could you make a living Hunting Professionally?

There are probably very few people who don't at least once in their lives experience the fantasy of digging up buried treasure such as a pirate chest of gold, or one of Jesse James' stolen strongboxes. Among those who have actually engaged in a little bit of treasure hunting there is surely even a lower percentage who have not given thought of becoming a full-time treasure hunter. Some of these have walked away from their jobs, taken their life savings and attempted to follow this trail of high adventure with a golden gleam in their eyes. Too many times the "golden" gleam gives way to tears and empty pockets. Does this mean that professional treasure hunting is a guaranteed way of separating a fool from his money? *Not at all*, when conducted with the proper equipment, training, and experience.

Very briefly I want to give you a realistic overview of full-time treasure hunting. This will not be the exciting picture of untold riches waiting for the bold of heart you read about in the treasure stories. Nor is it intended to discourage you from pursuing this modern search for adventure. It is my sincere hope that the few points I cover briefly will **increase** your chances for success if you ever decide to take the giant step of becoming a full-time treasure hunter. My information comes from the many hours I have spent in pursuing treasure on a professional basis as well as my contacts with many of the top professional treasure hunters in this and other countries.

Did you know 1) the skilled professional treasure hunter makes a valuable recovery on the average of once every 1½ to 2 years. All the rest in between is empty holes and "wild goose feathers." 2) One of the most important qualities of the professional treasure hunter is **being discreet!** Only his very close friends know what he has found and where. I would estimate that 90% or more of all treasure recovered never becomes public knowledge. 3) Yes, it's true, there is more wealth buried in the ground than in circulation but if it was easy to find and recover, it wouldn't be there. 4) Unless a man can start hunting with enough capital to pay all his domestic bills, feed his family, and finance his treasure hunting expenses (and there are plenty) for two years, his chances of succeeding are limited. 5) To be repeatedly successful (and anyone can get luck and make a treasure find once in a while but repeating the performance regularly as the years go by requires **skill** not luck) a man must understand that professional treasure hunting is a highly trained profession and he must develop certain skills if he is to succeed.

Probably the four most important qualities that a successful pro treasure hunter develops are: A) He trains his mind to function like a detective. Treasure stories are a dime a dozen and only 4 or 5 out of a hundred will actually be valid and feasible enough to merit time spent working on them. By becoming an expert at separating fact from exaggerated legend and rumors the professional greatly reduces the time he spends on "wild goose chases." B) He knows the value of good equipment and buys only the best. Price is no object as long as he gets performance. His metal detectors, vehicle, etc. are the tools of his trade (and it is a trade!). C) He completely masters the operation of his equipment before spending time and money trying to work a major treasure project with it. No matter how good a metal detector or other treasure hunting aid is, there **must be** an expert operator on the other end of it! It takes several hundred hours on a particularly good metal detector of any type or brand to become truly expert in its operation. (This does not mean, however, that the same detector in the hands of a beginner or amateur cannot be mastered—I refer here only to that razor edge of skill a man needs on his detector if he's going to try to make his living with it.) D) Perhaps the most important of the qualities embodied in a professional treasure hunter are perseverance and patience. Once he has proved a treasure story is legitimate he will stay on it like a bulldog knowing that it may take several years to succeed in locating it. He generally works several good treasure leads at one time so that when he reaches a **temporary** dead-end on clues for one project he simply shifts his efforts to another for awhile. He will later return to his original project and try again. His confidence in his research and detecting abilities will not be shaken. He knows that in time success will be his. These then are the basic ingredients that go into the making of a successful full-time treasure hunter. Remember that this article is not meant to be taken as an in-depth expose' but merely attempts to point you in the right direction.

I'd like to leave the subject with this closing thought: 85% of all people who attempt to become professional treasure hunters never persevere long enough to really enjoy continual success. Of the 15% who do, 95% + embody all the aforementioned qualities and almost all of these do well over a long period of time.

Want to be a successful full-time treasure hunter? Get the "golden gleam" out of your eye and replace it with the realistic, calculating viewpoint and skills of the professional!

# National Treasure Hunting TRAINING SEMINARS

Learn more about your detector  
from  
**PROFESSIONALS**

Sponsored By



Special classes and seminars on all phases of treasure, coin and relic hunting will be conducted throughout the year at various locations around the United States by D-Tex Electronics, Inc. and special guest instructors. These speakers will concentrate on sharing their detecting secrets that will make you more successful. Some classes will be limited as to number of participants and tuition may be charges. If you are interested in participating, please contact us for schedules and other details...

## MORE PROTECTION FOR YOU LIFETIME WARRANTY

### Your Guarantee of Quality from D-Tex

D-Tex Electronics Inc. warrants each D-Tex Metal Detector against defects in materials and workmanship for the life of the original retail purchaser.

Should any D-Tex Detector fail to perform free of defects in material or workmanship, D-Tex Electronics, upon notification in writing to its factory address at 614 Easy St., Garland, Texas 75042, will, at its option, repair or replace the defective unit without charge, excluding transportation charges to and from the factory and a ten dollar packing and handling fee. Naturally the warranty does not cover any detector that has been abused, tampered with or repaired by an unauthorized party.

**D-Tex further warrants** that any D-Tex Detector that proves defective in material or workmanship within the first thirty days after retail purchase will be replaced **FREE OF CHARGE** with a new identical unit by the D-Tex factory. Proof of purchase is required.

This warranty gives you specific legal rights and you may also have other rights which vary from state to state.

### HOW TO ORDER

The *quickest* and best way to buy your new D-Tex Detector is to contact the Regional Headquarters in your area. They will take care of your needs personally or supply you with the location of your closest authorized D-Tex Dealer. If for some reason you desire to order your D-Tex Detector directly from the factory (which we do not recommend) please use the order blank you find inserted in this catalog and follow the instructions given.



ELECTRONICS INC.

# Regional Headquarters Program

**COMPLETE TREASURE OUTFITTING SERVICES!**



Note: This region also includes Alaska.

Note: This Region also includes Hawaii.

**CONTACT**


FOR:

- METAL DETECTORS
- ACCESSORIES
- BOOKS
- CLASSES
- INFORMATION

**OVER 150,000 Hours of Detector Experience!**  
**D-TEX REGIONAL DIRECTORS**

**The Nation's Best!**

**1**



Johnny Blunk  
Suburban Detectors  
3189 Spring Street  
Fairfax, (D.C. Area) VA 22030  
(703) 273-2542

**5**



John Rein  
Music City Detectors  
3716 B Nolensville Rd.  
Nashville, TN 37211  
(615) 834-2320

**9**




Irwin Lee  
Gold Country  
2130 Grallon Rd.  
Turlock, CA 95380  
(209) 634-5423

**2**



Gary & Arlynn Bischke  
Outdoor Outfitters  
705 Elm Ct.  
Waukesha, WI 53186  
1-800-558-2020

**6**



A. M. VanFossen  
Research and Recovery International  
2803 Old Spanish Trail  
Houston, TX 77025  
(713) 747-4647; 747-4648

**10**



Harry & Lucille Bowen  
Bowen's Hideout  
S. 1823 Mt. Vernon  
Spokane, WA 99203  
(509) 534-4004

**3**



Walter & Ruth Bruce  
Bruce Treasure  
3459 Villa Avenue  
Shreveport, LA 71107  
(318) 222-2682

**7**




Mike Numann/  
Joe Maenner/Bob Hanna  
Texas Treasure Hunting Hdqtrs.  
5159 River Oaks Blvd.  
Fort Worth, TX 76114  
(817) 626-9162

**11**




Larry McCormick  
Canadian Treasure Trail Ltd.  
22 Riverside Dr.  
Camden East  
Ontario, Canada K0K 1J0  
(613) 378-6421

**4**




L. R. "Oakie" Mount  
Pioneer Supply  
P. O. Box 211  
Butler, MO 64730  
Toll Free 1-800-821-3458  
In MO Toll Free 1-800-892-5172

**8**



Tom Myhre  
Metal Detectors of Minneapolis  
615 West Lake Street  
Minneapolis, MN 55408  
(612) 824-3411

**12**



Keith Healey  
Selkirk Distributors, Ltd.  
3330 Carnation Dr  
Trail, BC V1R 2V9  
Canada  
(604) 368-9955

## WE SELL TREASURE HUNTING!